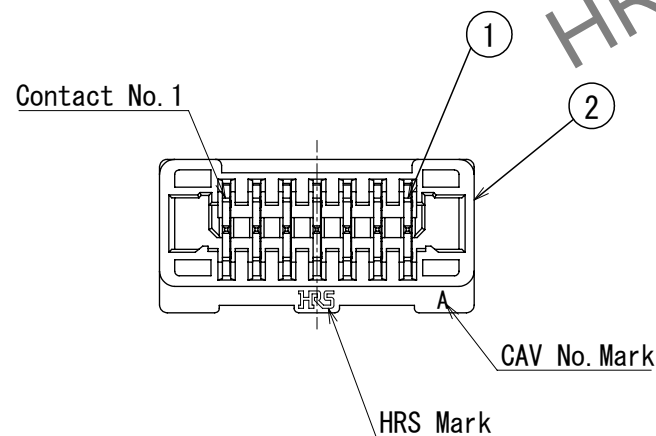
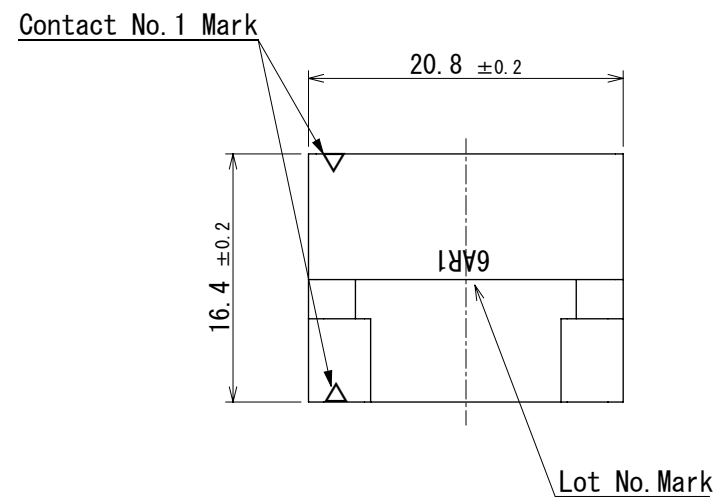
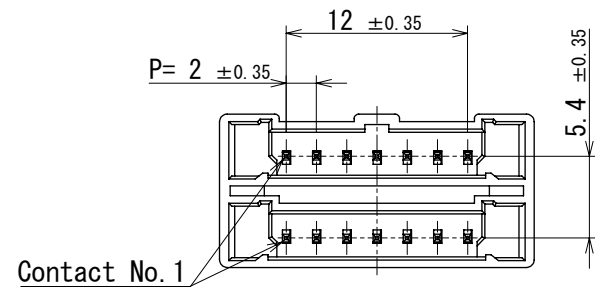
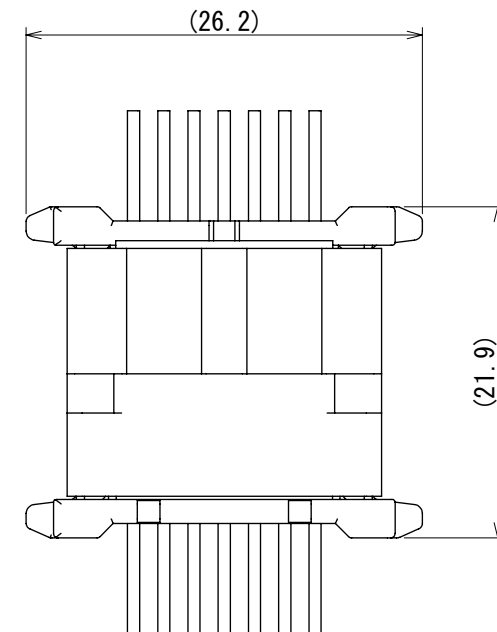
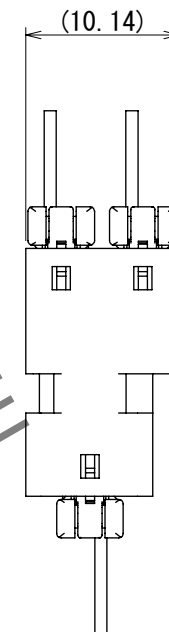


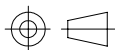


Apr.1.2024 Copyright 2024 HIROSE ELECTRIC CO., LTD. All Rights Reserved.
In case of consideration for using Automotive equipment / device which demand high reliability, kindly contact our sales window correspondents.



- Note
1. 100 pieces per pack.
 2. Refer to the technical specification (ATAP-H1160-00) for packing conditions.
 3. Minor scratches may be present, but do not affect functionality.
 4. () are reference dimensions.
 5. Please make sure that it works properly within your application when you use it.
 6. Refer to the insertion/removal procedure manual (ATAD-H0847-00) when handling this product.

Diagram of mating state



1	Brass	Surface: Gold plating 0.2μmMIN Base: Nickel plating 0.5 μm to 1.5 μm		2	PBT	UL94V-0, BLACK			
NO.	MATERIAL	FINISH , REMARKS			NO.	MATERIAL	FINISH , REMARKS		
UNITS mm		SCALE 2 : 1		COUNT	DESCRIPTION OF REVISIONS		DESIGNED	CHECKED	DATE
									
			APPROVED : S.J. OKAMURA		2022. 10. 24	DRAWING NO. EDC-398779-00-00			
			CHECKED : T.T. OHSAKO		2022. 10. 24	PART NO. DF51B-7EP-2A			
			DESIGNED : K.I. SUGAWARA		2022. 10. 21	CODE NO. CL0543-5132-0-00			
 HIROSE ELECTRIC CO., LTD.		DRAWN : K.I. SUGAWARA		2022. 10. 21	