


Jun.1.2026 Copyright 2026 HIROSE ELECTRIC CO., LTD. All Rights Reserved.
In case of consideration for using Automotive equipment / device which demand high reliability, kindly contact our sales window correspondents.

APPLICABLE STANDARD				
RATING	OPERATING TEMPERATURE RANGE	-35 °C TO +105°C (NOTE1)	STORAGE TEMPERATURE RANGE	-10 °C TO +60°C (NOTE3)
	OPERATING HUMIDITY RANGE	20% TO 80% (NOTE2)	STORAGE HUMIDITY RANGE	40% TO 70% (NOTE3)
	APPLICABLE CONNECTOR	DF62-*S-2.2C	VOLTAGE	AC/DC 250V
	APPLICABLE CABLE	AWG 22	CURRENT	AWG 22 : 3A/pin
	INSULATION DIAMETER 	φ 1.26~ φ 1.30 mm		

SPECIFICATIONS

ITEM	TEST METHOD	REQUIREMENTS	QT	AT
------	-------------	--------------	----	----

CONSTRUCTION

GENERAL EXAMINATION	VISUALLY AND BY MEASURING INSTRUMENT.	ACCORDING TO DRAWING.	X	X
MARKING	CONFIRMED VISUALLY.		X	X

ELECTRIC CHARACTERISTICS


CONTACT RESISTANCE	20mV MAX, 1mA (DC or 1000Hz).	30 mΩ MAX.	X	-
--------------------	-------------------------------	------------	---	---


MECHANICAL CHARACTERISTICS

CONTACT INSERTION AND EXTRACTION FORCES	T=0.44±0.002 mm BY STEEL GAUGE.	INSERTION FORCE 2.8 N MAX. EXTRACTION FORCE 0.15 N MIN.	X	-
MECHANICAL OPERATION	30 TIMES INSERTION AND EXTRACTION.	①CONTACT RESISTANCE: 30 mΩ MAX. ②NO DAMAGE, CRACK OR LOOSENESS OF PARTS.	X	-
VIBRATION	FREQUENCY 10 TO 55 Hz, SINGLE AMPLITUDE 0.75 mm, AT 10 CYCLES FOR 3 DIRECTION.	①NO ELECTRICAL DISCONTINUITY OF 1 μ s. ②NO DAMAGE, CRACK OR LOOSENESS OF PARTS.	X	-
SHOCK	490 m/s ² DURATION OF PULSE 11 ms AT 3 TIMES EACH FOR 3 BOTH AXIAL DIRECTIONS.	①NO ELECTRICAL DISCONTINUITY OF 1 μ s. ②NO DAMAGE, CRACK OR LOOSENESS OF PARTS.	X	-

ENVIRONMENTAL CHARACTERISTICS



DAMP HEAT (STEADY STATE)	EXPOSED AT 40 ± 2°C , 90 TO 95 %, 96 h. (AFTER LEAVING THE ROOM TEMPERATURE FOR 1~2h.)	①CONTACT RESISTANCE: 30 mΩ MAX. ②NO DAMAGE, CRACK OR LOOSENESS OF PARTS.	X	-
RAPID CHANGE OF TEMPERATURE	TEMPERATURE -55°C→ +85°C TIME 30min→ 30min UNDER 5 CYCLES. (THE TRANSFERRING TIME OF THE TANK IS 2~3 min) (AFTER LEAVING THE ROOM TEMPERATURE FOR 1~2h.)	①CONTACT RESISTANCE: 30 mΩ MAX. ②NO DAMAGE, CRACK OR LOOSENESS OF PARTS.	X	-

NOTE 1: INCLUDE THE TEMPERATURE RISING BY CURRENT.
NOTE2: NO CONDENSING.
NOTE3: APPLY TO THE PACKAGED AND UNUSED PRODUCT. 

COUNT	DESCRIPTION OF REVISIONS	DESIGNED	CHECKED	DATE
 2	DIS-H-00022584	TS. KUMAZAWA	SZ. ONO	20250306

REMARKS Unless otherwise specified, refer to IEC 60512.	APPROVED	KI. AKIYAMA	20120119
	CHECKED	MN. KENJO	20120119
	DESIGNED	TO. HORII	20120119
	DRAWN	TO. HORII	20120119

Note QT:Qualification Test AT:Assurance Test X:Applicable Test	DRAWING NO.	ELC-339876-00-00
--	-------------	------------------

	SPECIFICATION SHEET	PART NO.	DF62-22SCFA
	HIROSE ELECTRIC CO., LTD.	CODE NO.	CL0544-0506-5-00  1/1