
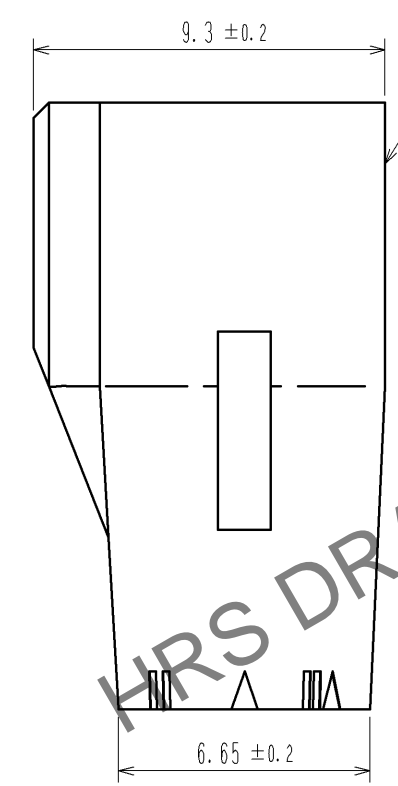
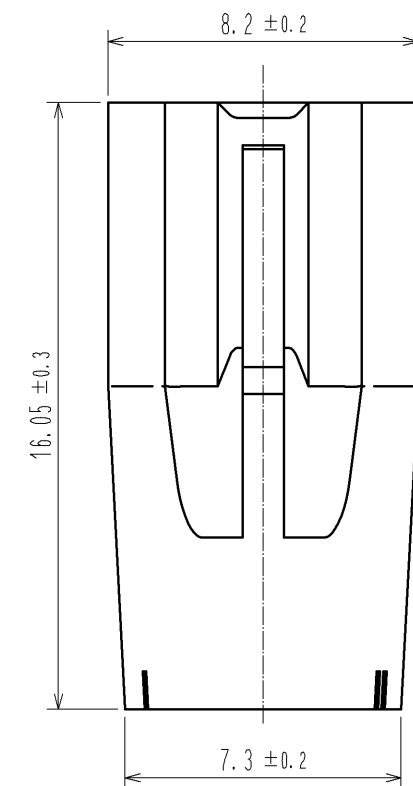
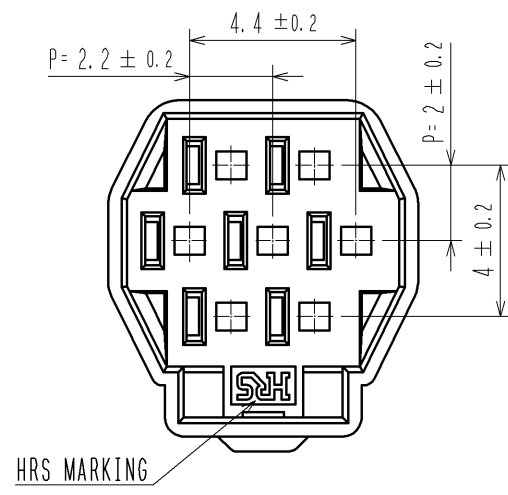
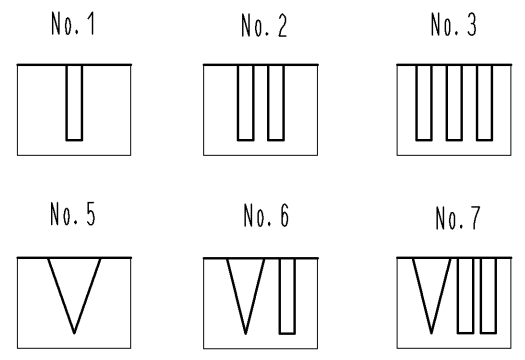


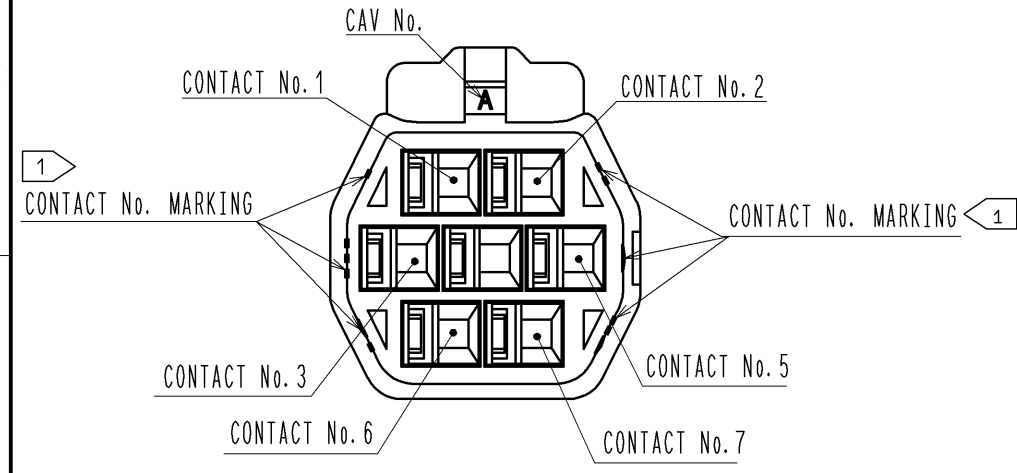
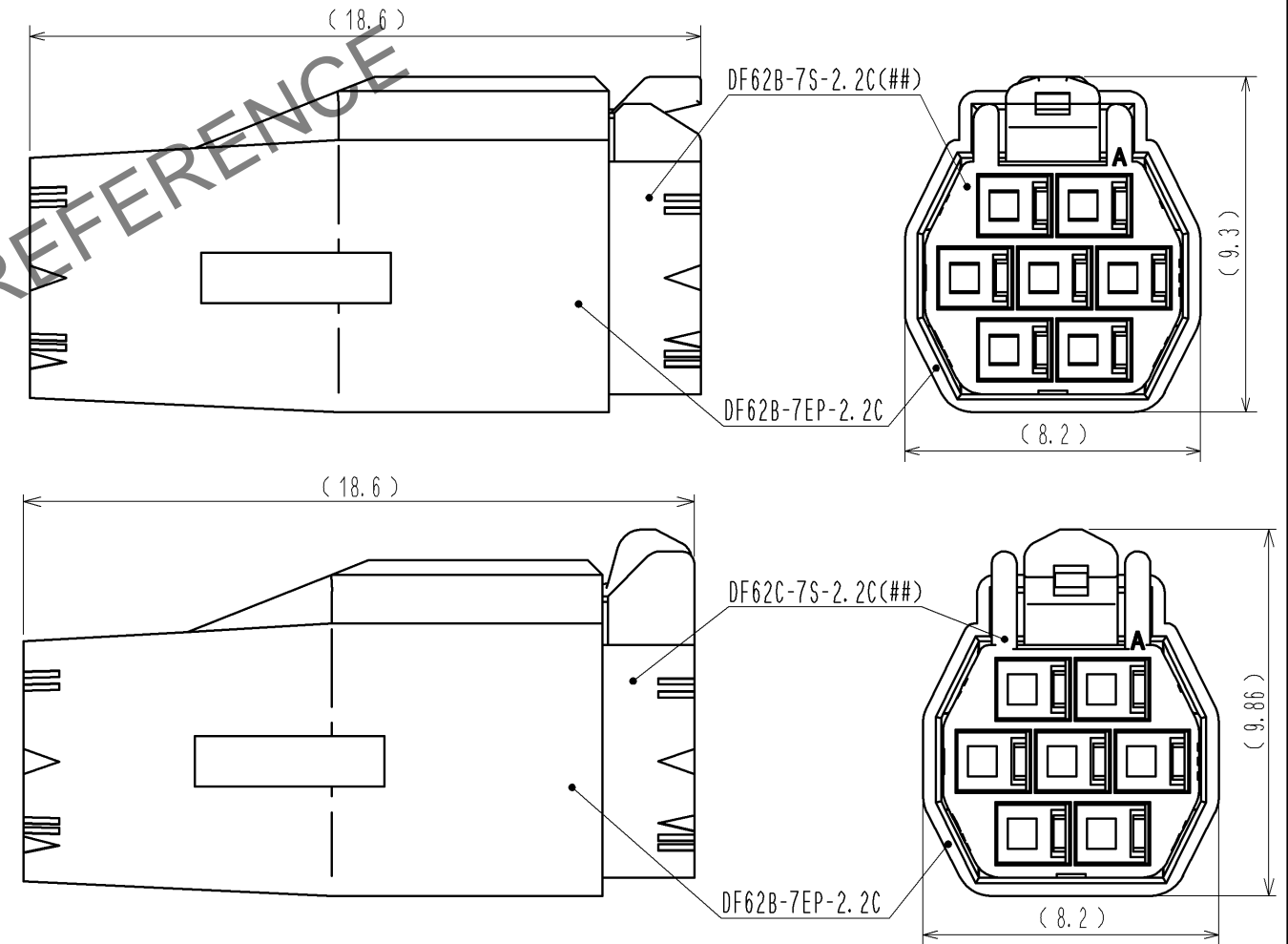
Mar.1.2024 Copyright 2024 HIROSE ELECTRIC CO., LTD. All Rights Reserved.  
In case of consideration for using Automotive equipment / device which demand high reliability, kindly contact our sales window correspondents.



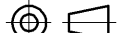



1> FIGURE-1 CONTACT No. MARKING (10:1)



MATING FIGURE



NOTE. 1> MARKINGS AT THE INDICATED POSITIONS ARE CONTACT NO. MARKING. AND SHAPES ARE SHOWN IN FIGURE-1.  
2. PER PACK : 100 PIECES.  
3. THE DIMENSIONS IN PARENTHESIS ARE FOR REFERENCE.

			1		PBT		UL94V-0 (BLACK)				
NO.	MATERIAL		FINISH , REMARKS			NO.	MATERIAL		FINISH , REMARKS		
UNITS mm		SCALE 5 : 1		COUNT	DESCRIPTION OF REVISIONS		DESIGNED	CHECKED	DATE		
<div>HIROSE ELECTRIC CO., LTD.</div>					APPROVED : KI. AKIYAMA	13. 05. 28	DRAWING NO.	EDC3-351968-00			
					CHECED : HK. UMEHARA	13. 05. 28	PART NO.	DF62B-7EP-2. 2C			
					DESIGNED : TS. KUMAZAWA	13. 05. 28	CODE NO.	CL544-0563-9-00			1/1
					DRAWN : TS. KUMAZAWA	13. 05. 28					