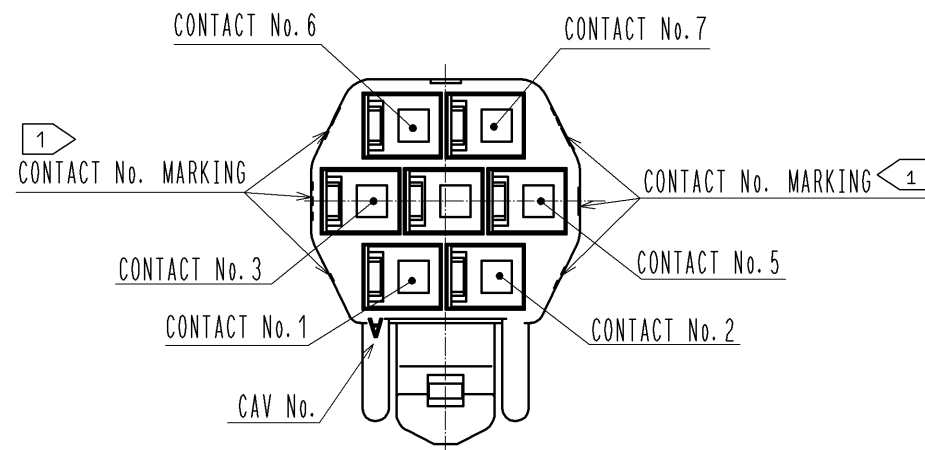
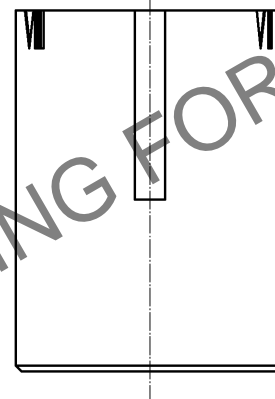
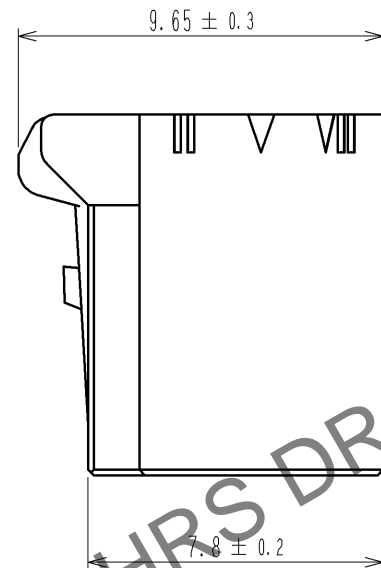
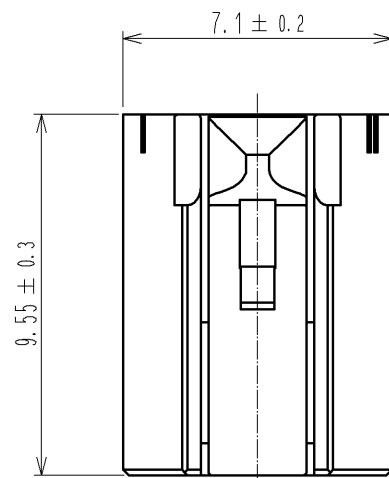
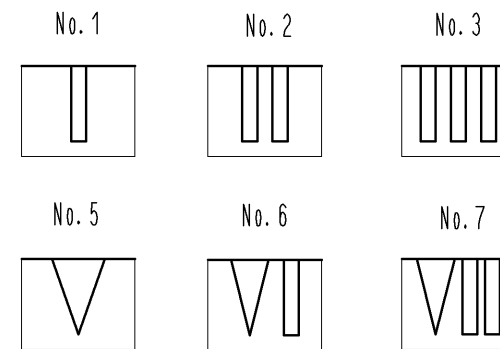


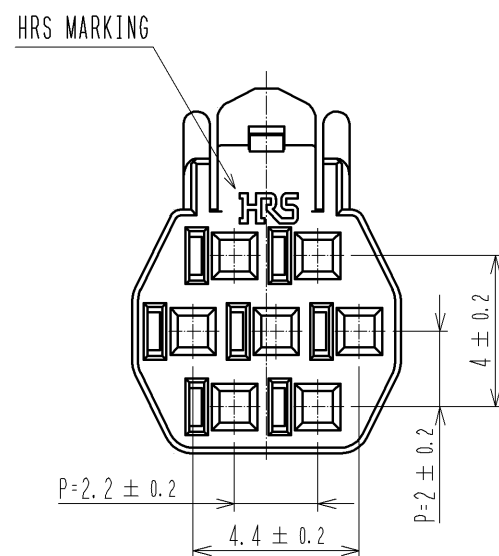
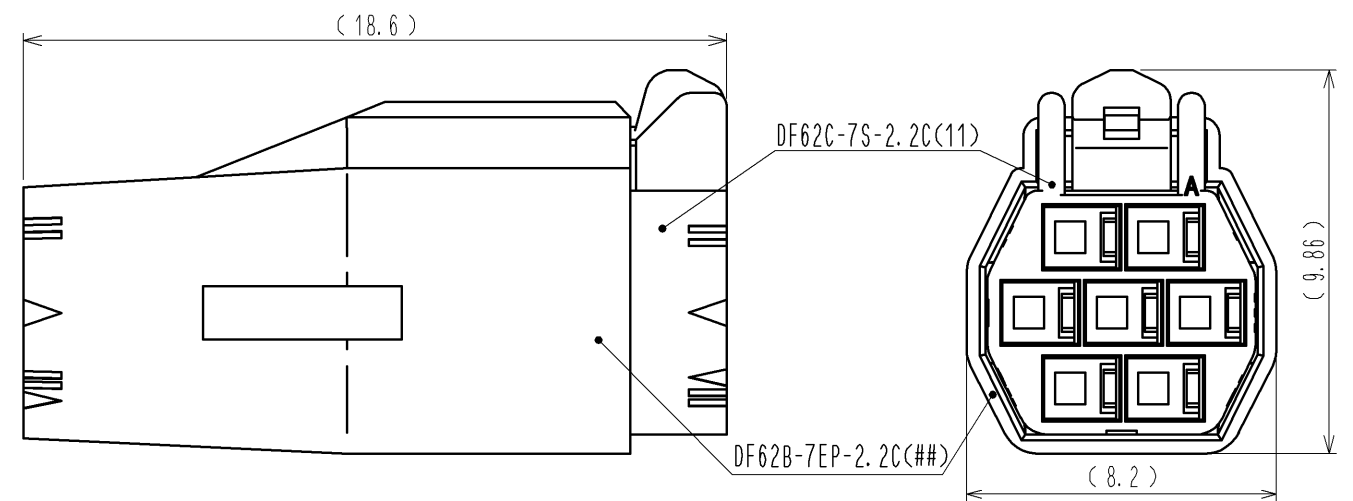
Apr.1.2024 Copyright 2024 HIROSE ELECTRIC CO., LTD. All Rights Reserved.  
In case of consideration for using Automotive equipment / device which demand high reliability, kindly contact our sales window correspondents.



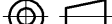



1> FIGURE-1 CONTACT No. MARKING (10:1)



MATING FIGURE



- NOTE. 1> MARKINGS AT THE INDICATED POSITIONS ARE CONTACT NO. MARKING. AND SHAPES ARE SHOWN IN FIGURE-1.  
2. PER PACK : 100 PIECES.  
3. THE DIMENSIONS IN PARENTHESIS ARE FOR REFERENCE.

				1		PBT		UL94V-0 (BLACK)										
NO.		MATERIAL		FINISH , REMARKS				NO.		MATERIAL		FINISH , REMARKS						
UNITS mm				SCALE 5 : 1				COUNT		DESCRIPTION OF REVISIONS			DESIGNED		CHECKED		DATE	
 HIROSE ELECTRIC CO., LTD.				APPROVED : KI. AKIYAMA				13.05.29		DRAWING NO. EDC3-351975-01								
				CHECED : HK. UMEHARA				13.05.29		PART NO. DF62C-7S-2. 2C(11)								
				DESIGNED : TS. KUMAZAWA				13.05.29		CODE NO. CL544-0570-4-11								
				DRAWN : TS. KUMAZAWA				13.05.29										
										 1/1								