Apr.1.2024 Copyright 2024 HIROSE ELECTRIC CO., LTD. All Rights Reserved.
In case of consideration for using Automotive equipment / device which demand high reliability, kindly contact our sales window correspondents.

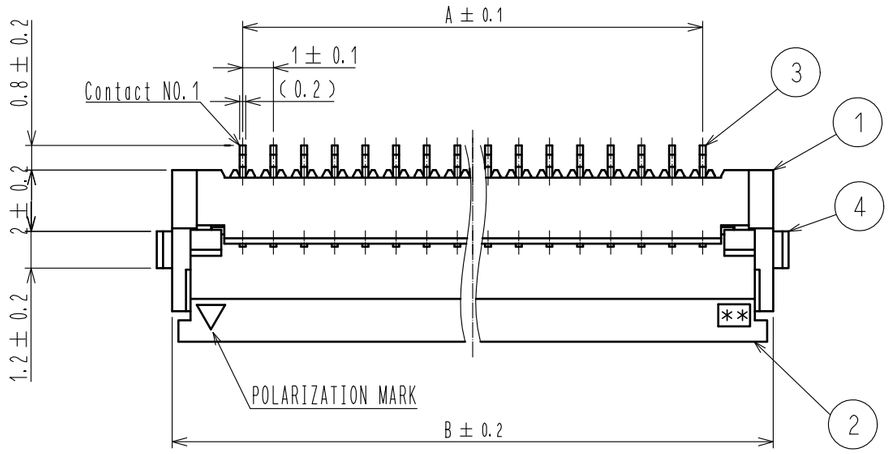

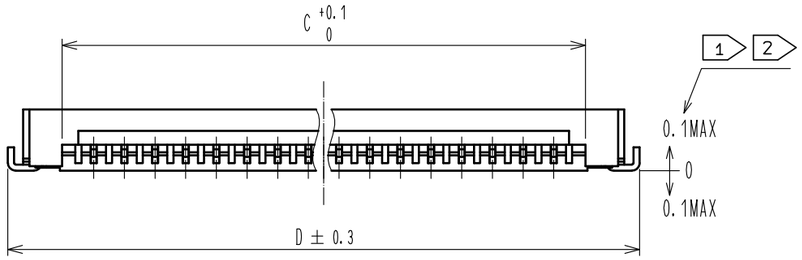

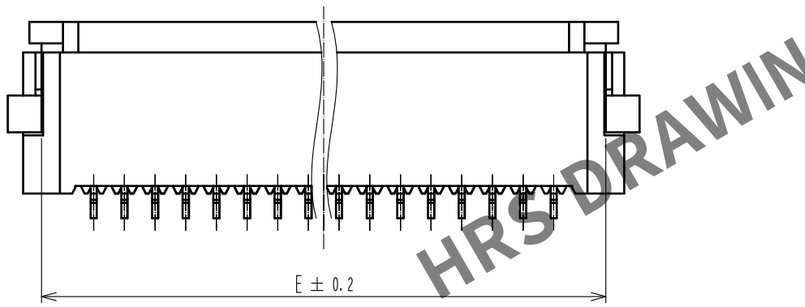

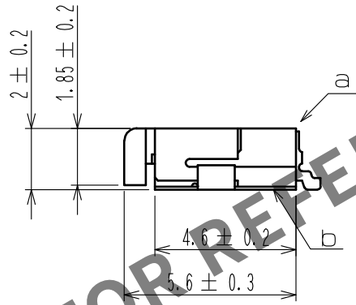

a (10 : 1)

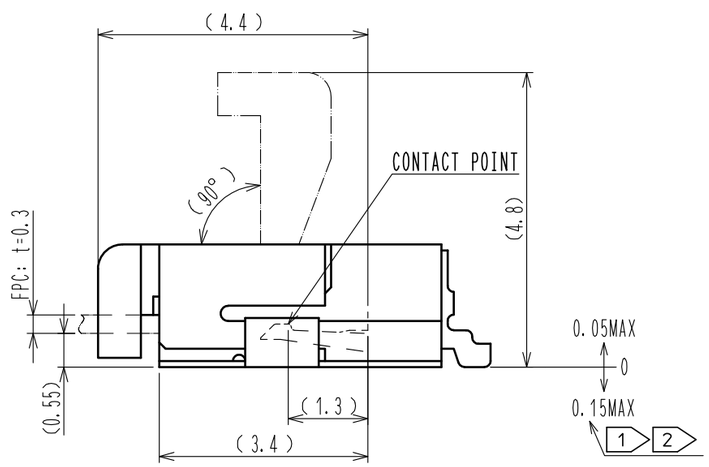

RECOMMENDED PCB MOUNTING PATTERN

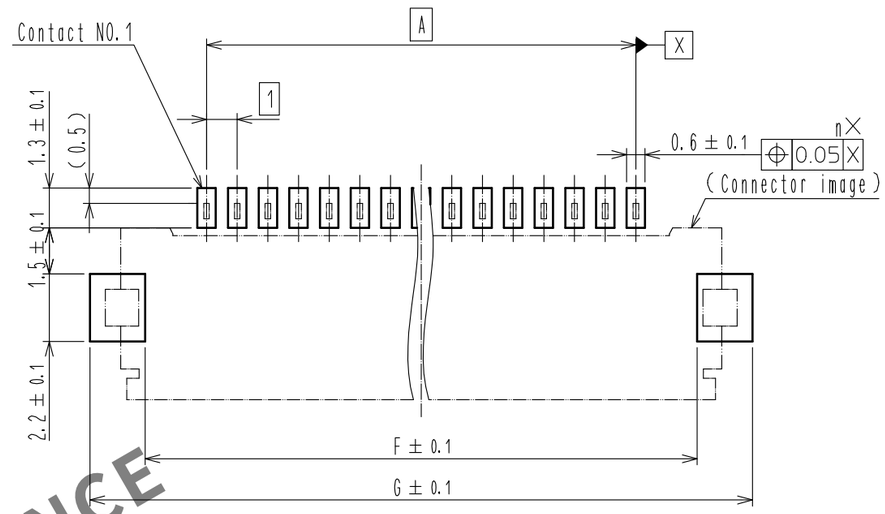

RECOMMENDED STENCIL PATTERN

(RECOMMENDED STENCIL THICKNESS : t=0.15)

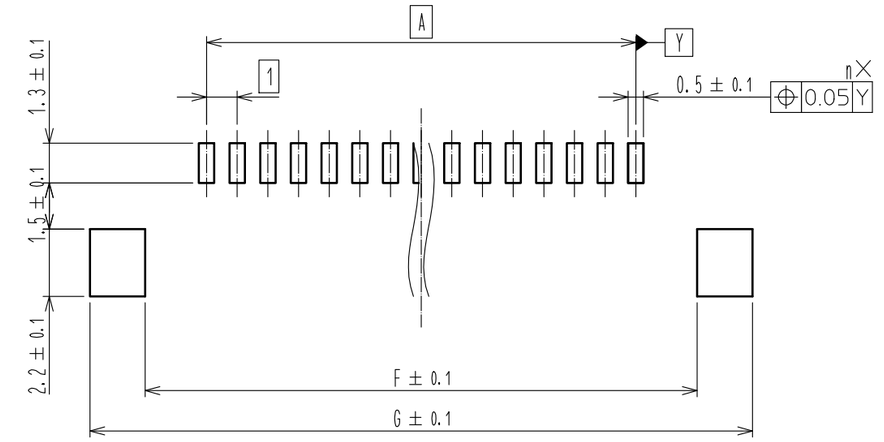

NOTE 1 REFERENCE IS b.
2 LEAD CO-PLANARITY SHALL BE 0.1 MAX.
3 'n' REPRESENTS THE NUMBER OF CONTACTS.
4 THE DIMENSIONS IN PARENTHESES ARE FOR REFERENCE.

< 16 CONTACT OR LESS >

NO.	MATERIAL	FINISH , REMARKS	NO.	MATERIAL	FINISH , REMARKS
4	BRASS	TIN PLATING 1μMIN OVER NICKEL 1μMIN.	8	(CONNECTOR)	
3	PHOSPHOR BRONZE	GOLD PLATING 0.05μMIN OVER NICKEL 1μMIN	7	POLYSTYRENE	
2	PPS	(DEEP BROWN) UL94V-0	6	POLYESTER	
1	POLYAMIDE	(BEIGE) UL94V-0	5	POLYSTYRENE	

UNITS	SCALE		COUNT	DESCRIPTION OF REVISIONS	DESIGNED	CHECKED	DATE
mm	5 : 1	△0					

HRS HIROSE ELECTRIC CO., LTD.

APPROVED	NF. MIYAZAKI	15. 12. 09
CHECKED	SJ. OKAMURA	15. 12. 09
DESIGNED	SG. MASAKI	15. 12. 09
DRAWN	RN. IIDA	15. 10. 20

DRAWING NO.	EDC-156279-55-00
PART NO.	FH12-**S-1SH(55)
CODE NO.	CL586 △0 1/5

HRS DRAWING FOR REFERENCE

Apr.1.2024 Copyright 2024 HIROSE ELECTRIC CO., LTD. All Rights Reserved.
In case of consideration for using Automotive equipment / device which demand high reliability, kindly contact our sales window correspondents.

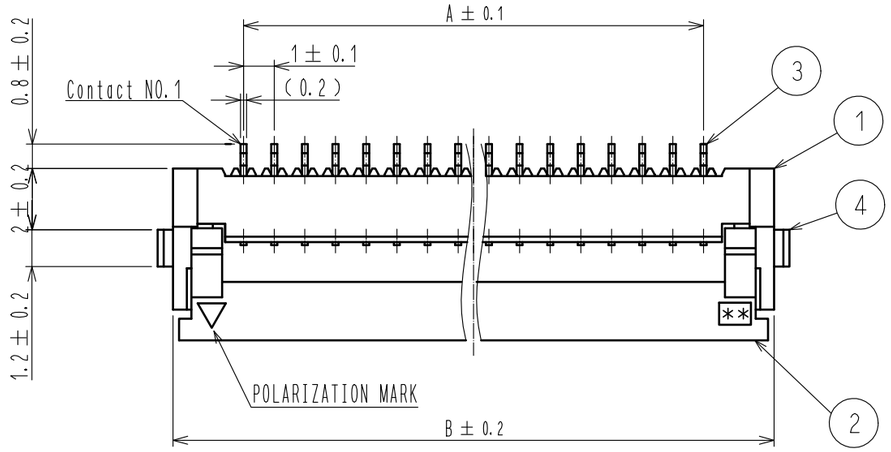

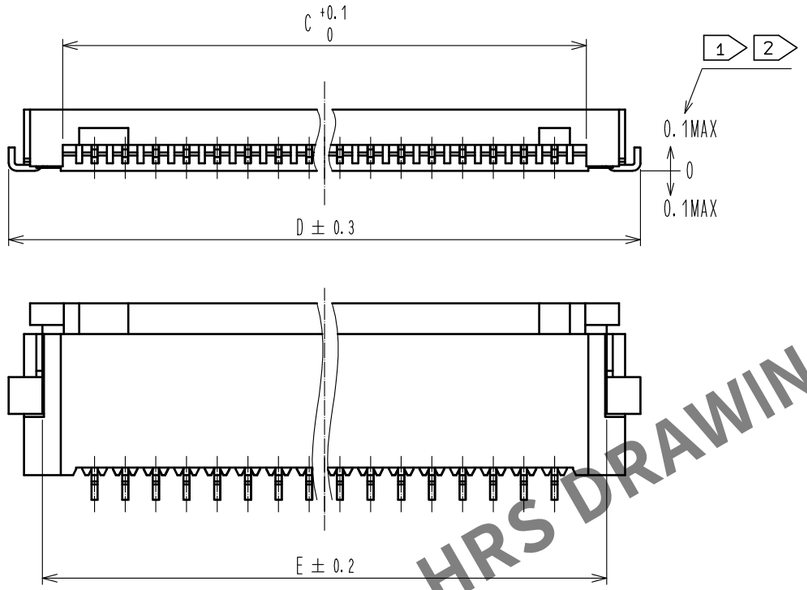

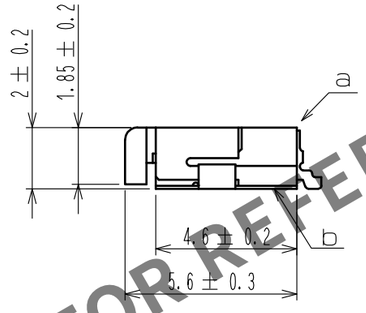

a (10 : 1)

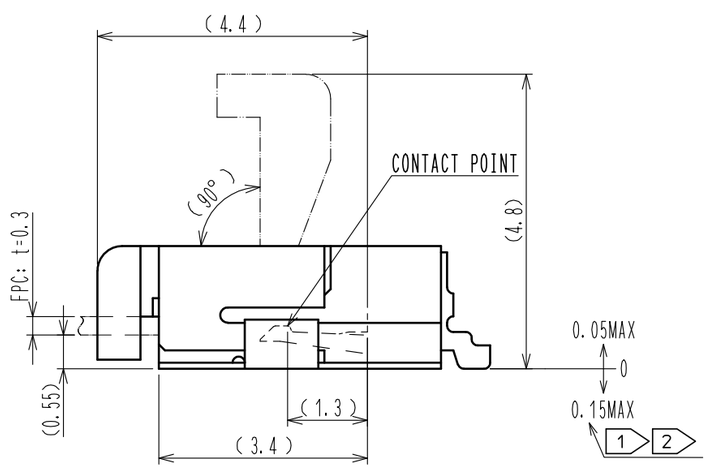

RECOMMENDED PCB MOUNTING PATTERN

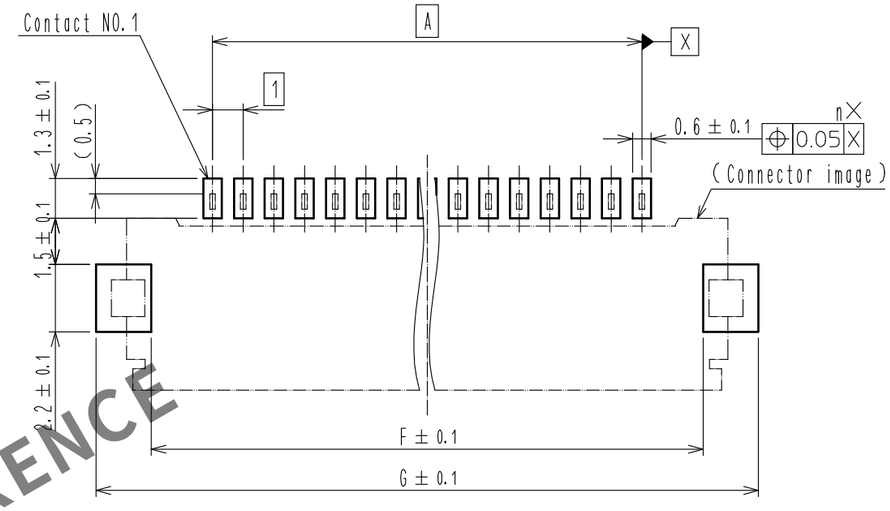

RECOMMENDED STENCIL PATTERN

(RECOMMENDED STENCIL THICKNESS : t=0.15)

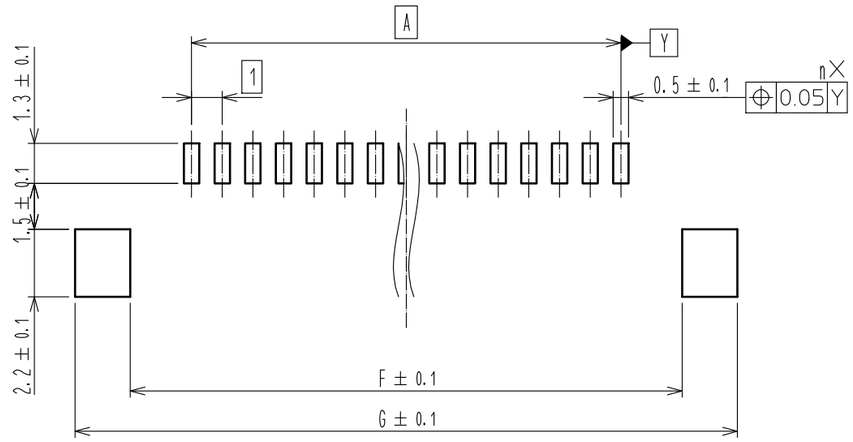

NOTE
1. REFERENCE IS b.
2. LEAD CO-PLANARITY SHALL BE 0.1 MAX.
3. 'n' REPRESENTS THE NUMBER OF CONTACTS.
4. THE DIMENSIONS IN PARENTHESES ARE FOR REFERENCE.

< 17 CONTACT OR MORE >

HRS DRAWING FOR REFERENCE

DRAWING NO.	EDC-156279-55-00
PART NO.	FH12-**S-1SH(55)
CODE NO.	CL586

Apr.1.2024 Copyright 2024 HIROSE ELECTRIC CO., LTD. All Rights Reserved.
In case of consideration for using Automotive equipment / device which demand high reliability, kindly contact our sales window correspondents.

RECOMMENDED FPC/FFC (15:1)

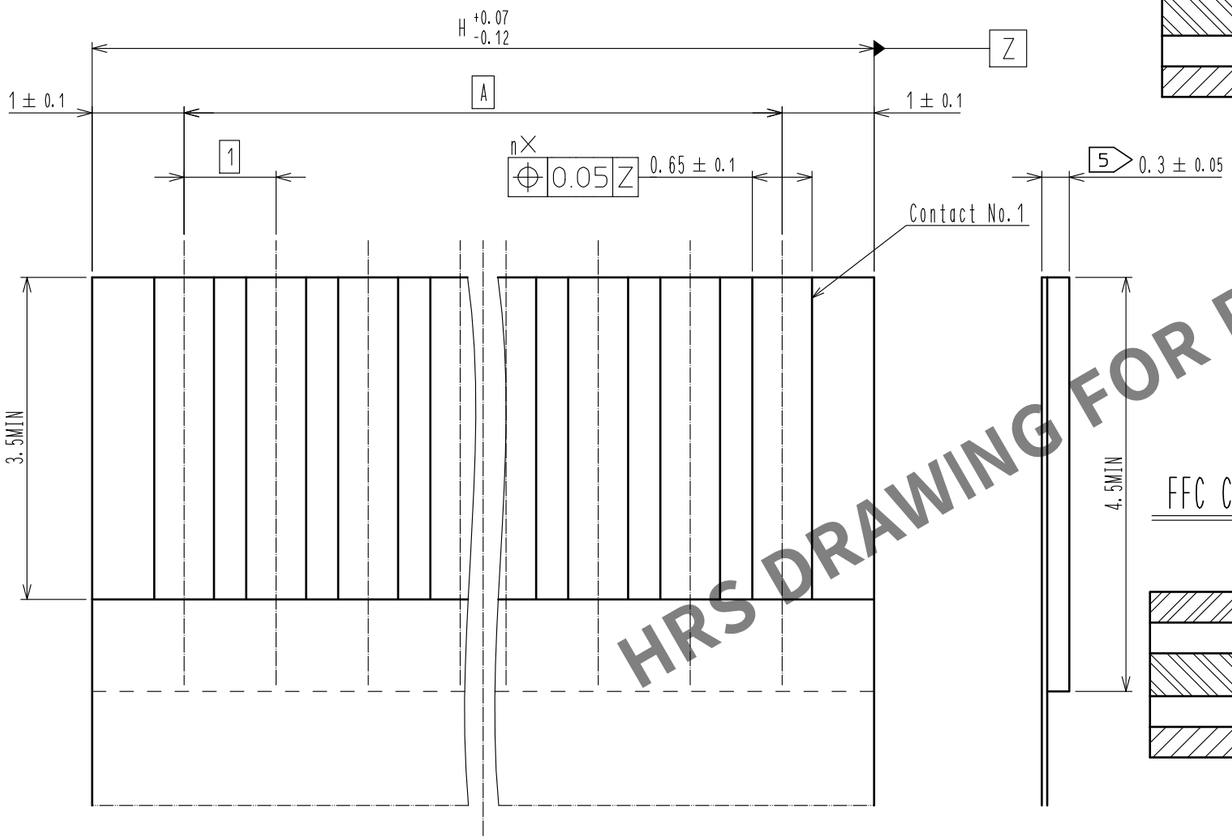

5 THICKNESS OF SUPPORTING TAPE SHALL BE 0.188(7.5MIL) MIN.

FPC CONFIGURATION (REFERENCE EXAMPLE) (SCALE:FREE)

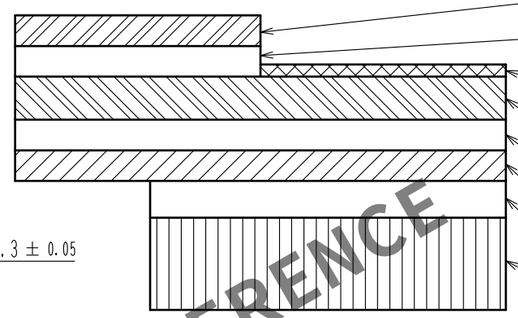

MATERIAL NAME	MATERIAL	THICKNESS(μm)
COVERING FILM LAYER	POLYIMIDE 1mil thick.	(25)
COVER ADHESIVE		(25)
SURFACE TREATMENT	NICKEL UNDERCOAT 1 to 5μm + GOLD PLATING 0.2μm	3
COPPER FOIL	Cu 1 oz	35
BASE ADHESIVE	HEAT-HARDENED ADHESIVE	25
BASE FILM	POLYIMIDE 1mil thick	25
REINFORCEMENT MATERIAL ADHESIVE	HEAT-HARDENED ADHESIVE	30
STIFFENER FILM	POLYIMIDE 7mil thick	175

FFC CONFIGURATION (REFERENCE EXAMPLE) (SCALE:FREE)

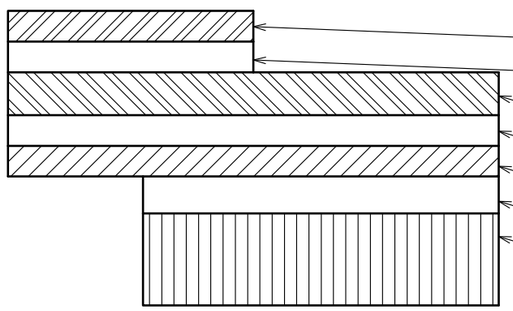

MATERIAL NAME	MATERIAL	THICKNESS(μm)
POLYESTER FILM		(12)
ADHESIVE	THERMOPLASTIC POLYESTER	(30)
GOLD PLATED, SOFT COPPER FILM		35
ADHESIVE	POLYESTER	30
POLYESTER		12
ADHESIVE	POLYESTER	30
STIFFENER FILM	POLYESTER	188

HRS DRAWING FOR REFERENCE

DRAWING NO.	EDC-156279-55-00
PART NO.	FH12-**S-1SH(55)
CODE NO.	CL586

0 3/5

FORM HC0011-5-8

Apr.1.2024 Copyright 2024 HIROSE ELECTRIC CO., LTD. All Rights Reserved.
In case of consideration for using Automotive equipment / device which demand high reliability, kindly contact our sales window correspondents.

EMBOSSED CARRIER TAPE DIMENSION(2:1)

TAPE WIDTH:32mm MIN

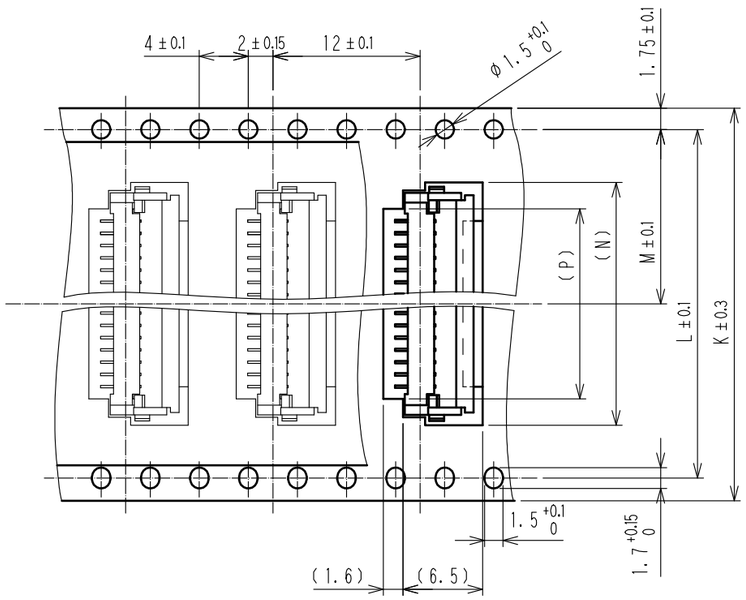

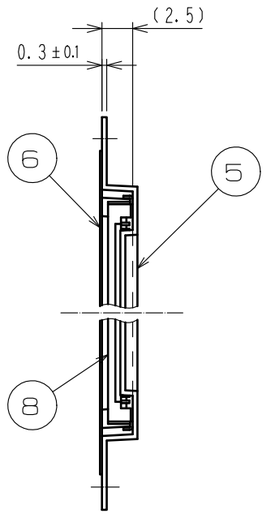

DIRECTION OF UNREELING

TAPE WIDTH:24mm MAX

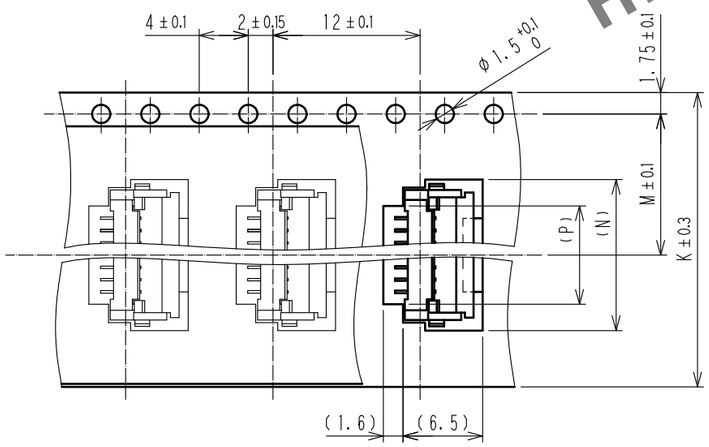

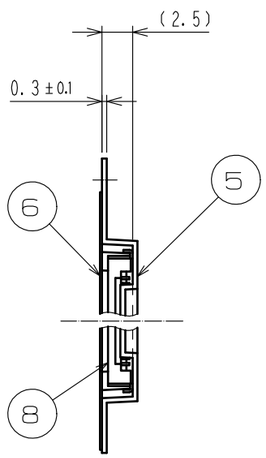

DIRECTION OF UNREELING

REEL DIMENSION (FREE)

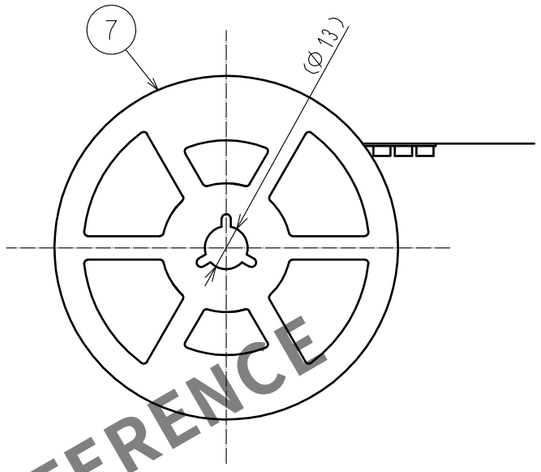

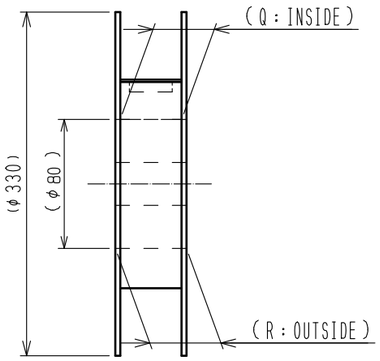

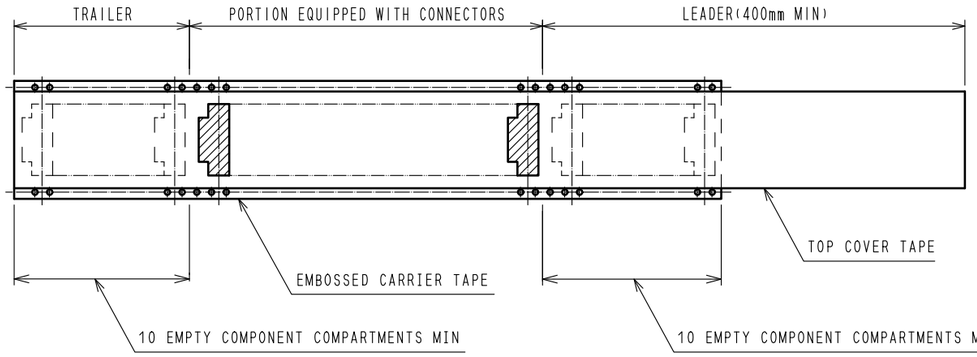

6 PER REEL:2000 CONNECTORS.

7 SEE DIMENSION TABLE IN THE APPENDIX.

HRS DRAWING FOR REFERENCE

<DRAWING FOR PACKING>

HRS	DRAWING NO.	EDC-156279-55-00
	PART NO.	FH12-**S-1SH(55)
	CODE NO.	CL586

PART NO.	CODE NO.	NUMBER OF CONTACT	DIMENSION TABLE OF CONNECTOR, FPC, FFC, PCB MOUNTING PATTERN AND STENCIL PATTERN								DIMENSION TABLE OF DRAWING FOR PACKING						
			A	B	C	D	E	F	G	H	K	L	M	N	P	Q	R
FH12- 5S-1SH(55)	CL586-0591-6-55	5	4	8.6	6.07	9.6	7.4	7	10.6	6	16	—	7.5	10.3	6	17.4	21.4
FH12- 6S-1SH(55)	CL586-0607-4-55	6	5	9.6	7.07	10.6	8.4	8	11.6	7	24	—	11.5	11.3	7	25.4	29.4
FH12- 7S-1SH(55)	CL586-0535-5-55	7	6	10.6	8.07	11.6	9.4	9	12.6	8	24	—	11.5	12.3	8	25.4	29.4
FH12- 8S-1SH(55)	CL586-0579-0-55	8	7	11.6	9.07	12.6	10.4	10	13.6	9	24	—	11.5	13.3	9	25.4	29.4
FH12- 9S-1SH(55)	CL586-0540-5-55	9	8	12.6	10.07	13.6	11.4	11	14.6	10	24	—	11.5	14.3	10	25.4	29.4
FH12- 11S-1SH(55)	CL586-0668-9-55	11	10	14.6	12.07	15.6	13.4	13	16.6	12	24	—	11.5	16.3	12	25.4	29.4
FH12- 12S-1SH(55)	CL586-0741-7-55	12	11	15.6	13.07	16.6	14.4	14	17.6	13	24	—	11.5	17.3	13	25.4	29.4
FH12- 16S-1SH(55)	CL586-0536-8-55	16	15	19.6	17.07	20.6	18.4	18	21.6	17	32	28.4	14.2	21.3	17	33.4	37.4
FH12- 17S-1SH(55)	CL586-0739-5-55	17	16	20.6	18.07	21.6	19.4	19	22.6	18	44	40.4	20.2	22.3	18	45.4	49.4
FH12- 22S-1SH(55)	CL586-0547-4-55	22	21	25.6	23.07	26.6	24.4	24	27.6	23	44	40.4	20.2	27.3	23	45.4	49.4
FH12- 26S-1SH(55)	CL586-0592-9-55	26	25	29.6	27.07	30.6	28.4	28	31.6	27	44	40.4	20.2	31.3	27	45.4	49.4

HRS DRAWING FOR REFERENCE

Apr.1.2024 Copyright 2024 HIROSE ELECTRIC CO., LTD. All Rights Reserved.
In case of consideration for using Automotive equipment / device which demands high reliability, kindly contact our sales window correspondents.

DRAWING NO.	EDC-156279-55-00
PART NO.	FH12-**S-1SH(55)
CODE NO.	CL586