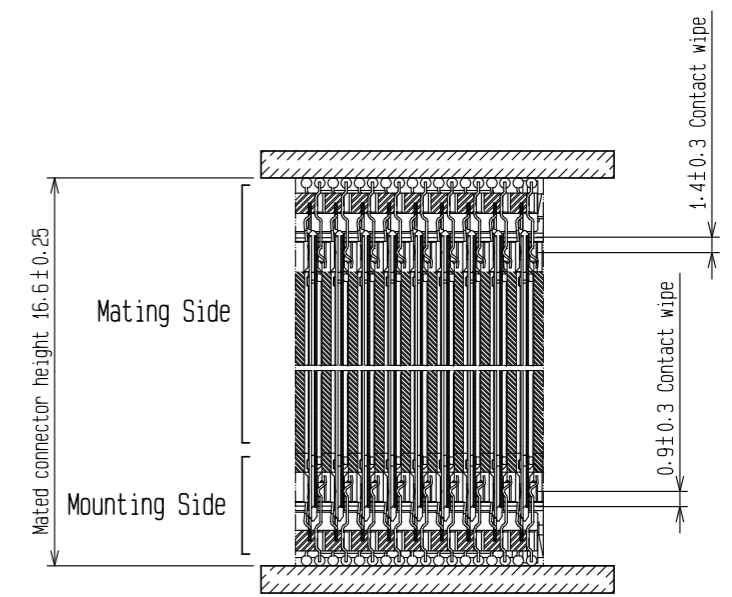
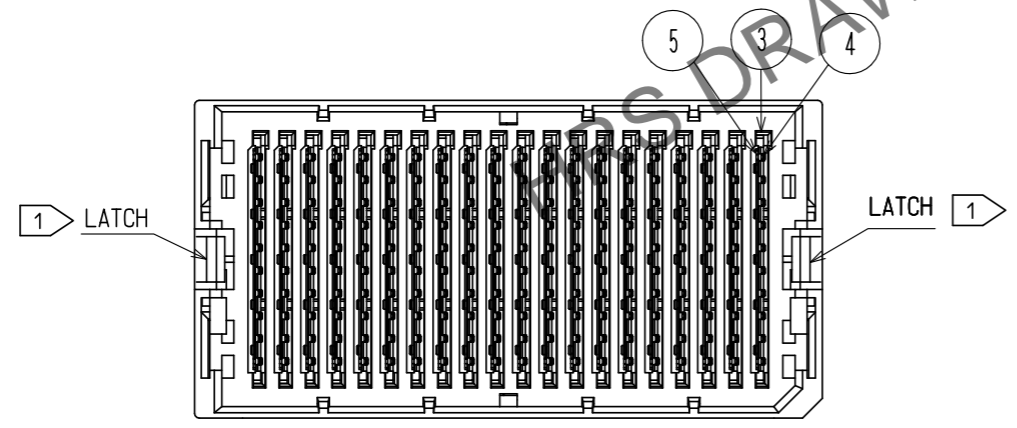
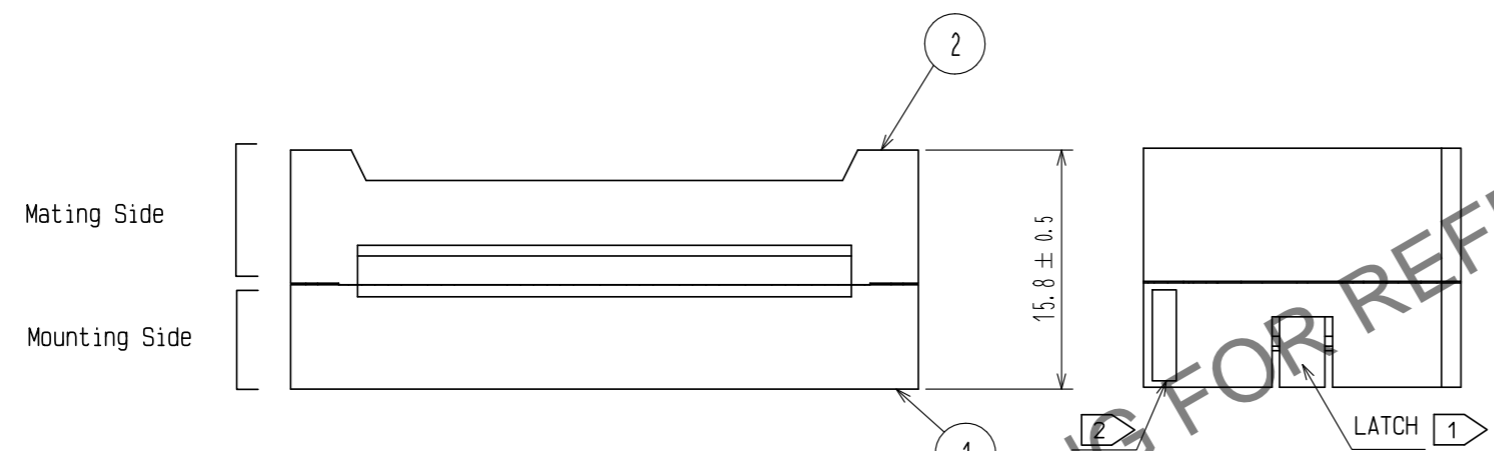
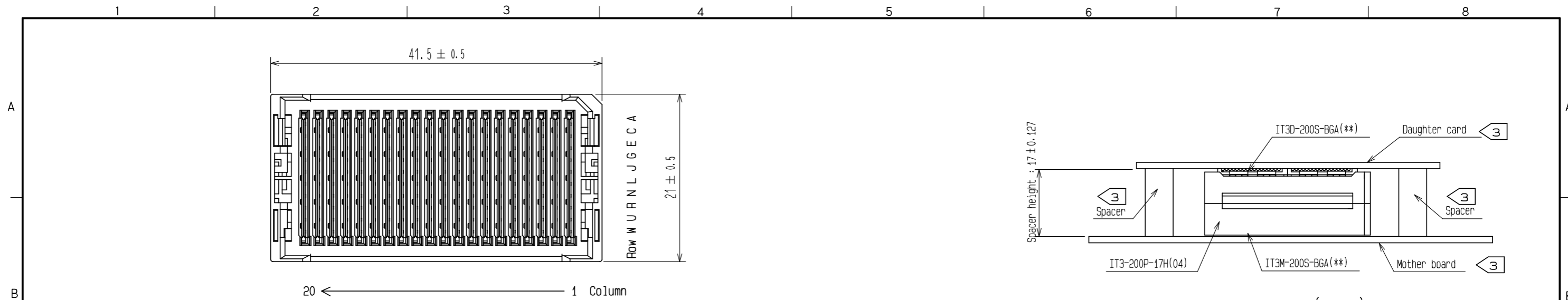


May.1.2026 Copyright 2026 HIROSE ELECTRIC CO., LTD. All Rights Reserved.
In case of consideration for using Automotive equipment / device which demand high reliability, kindly contact our sales window correspondents.



Mating Cross Section (Free)

- NOTE.
- 1 Mounting side is mated with the receptacle:IT3M-200S-BGA(**) and fixed with the latch.
 - 2 Lot No. shall be marked on the indicated position.
 - 3 The indicated mother board and daughter card shall be fastened to the additional reinforcements to prevent the stress on IT3*-200S-BGA(**) solder joints.
 - 4. Please refer to HIROSE document: ETAD-F0347 'IT3 design guideline'.
 - 5. This product consists of 200 signal lines and 180 ground lines.
 - 6. 40pcs of this products are packed in a soft tray.
 - 7. Standard package of 80pcs are packaged in a carton box.

3	LCP	BLACK	UL94V-0				
2	LCP	GRAY	UL94V-0	5	Copper Alloy	CONTACT AREA-NICKEL(1.5µm)+GOLD (0.76µm)	
1	PBT	BLACK	UL94V-0	4	Copper Alloy	CONTACT AREA-NICKEL(1.5µm)+GOLD (0.76µm)	
NO.	MATERIAL	FINISH	REMARKS	NO.	MATERIAL	FINISH, REMARKS	
UNITS mm		SCALE 2 : 1		COUNT		DESCRIPTION OF REVISIONS	
DESIGNED		CHECKED		DATE			
APPROVED : MK. EZAKI				15.08.26		DRAWING NO. EDC-156702-04-00	
CHECKED : MK. EZAKI				15.08.26		PART NO. IT3-200P-17H(04)	
DESIGNED : TF. SUGAWARA				15.08.26		CODE NO. CL636-0100-4-04	
DRAWN : KT. AIZAWA				15.08.26			