

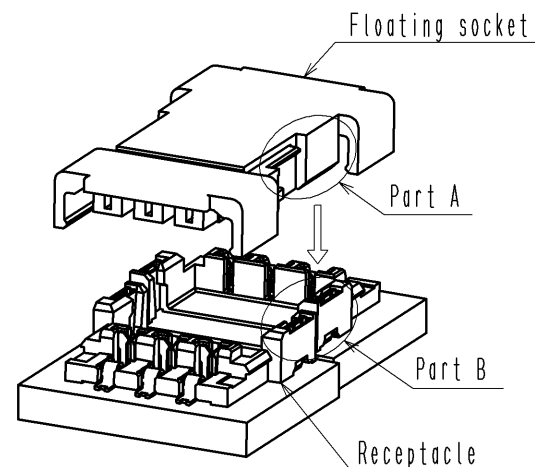
- NOTE 1. PER TRAY:50 PIECES.  
2. REFER TO THE DF59 SERIES MATING/UNMATING OPERATION INSTRUCTION MANUAL(ETAD-H0496)  
FOR THE OPERATING OF THE PRODUCT.  
3. UL(FILE NO. E52653),  
C-UL(FILE NO. E52653) APPROVED PRODUCT.

|                                                                                          |          |                          |            |                                                                                             |                                                                                   |
|------------------------------------------------------------------------------------------|----------|--------------------------|------------|---------------------------------------------------------------------------------------------|-----------------------------------------------------------------------------------|
| 2                                                                                        | PBT      | UL94-V0 , NATURAL(WHITE) | 4          | PS                                                                                          | CLEAR                                                                             |
| 1                                                                                        | PBT      | UL94-V0 , NATURAL(WHITE) | 3          | BRASS                                                                                       | CONTACT AREA : GOLD PLATING 0.2μm MIN<br>UNDER PLATING : NICKEL PLATING 0.5μm MIN |
| NO.                                                                                      | MATERIAL | FINISH , REMARKS         | NO.        | MATERIAL                                                                                    | FINISH , REMARKS                                                                  |
| UNITS<br>mm                                                                              |          | SCALE<br>5 : 1           | COUNT<br>1 | DESCRIPTION OF REVISIONS<br>DIS-H-006828                                                    | DESIGNED<br>MI. SAKIMURA                                                          |
| APPROVED :<br>CHECKED :<br>DESIGNED :KT. ISHII 11. 02. 23<br>DRAWN :KT. ISHII 11. 02. 23 |          |                          |            | DRAWING NO.<br>EDC3-330595-01<br>PART NO.<br>DF59-4P-2FC(50)<br>CODE NO.<br>CL667-0008-0-50 |                                                                                   |
| HRS HIROSE ELECTRIC CO., LTD.                                                            |          |                          |            | DATE<br>12. 04. 20                                                                          |                                                                                   |

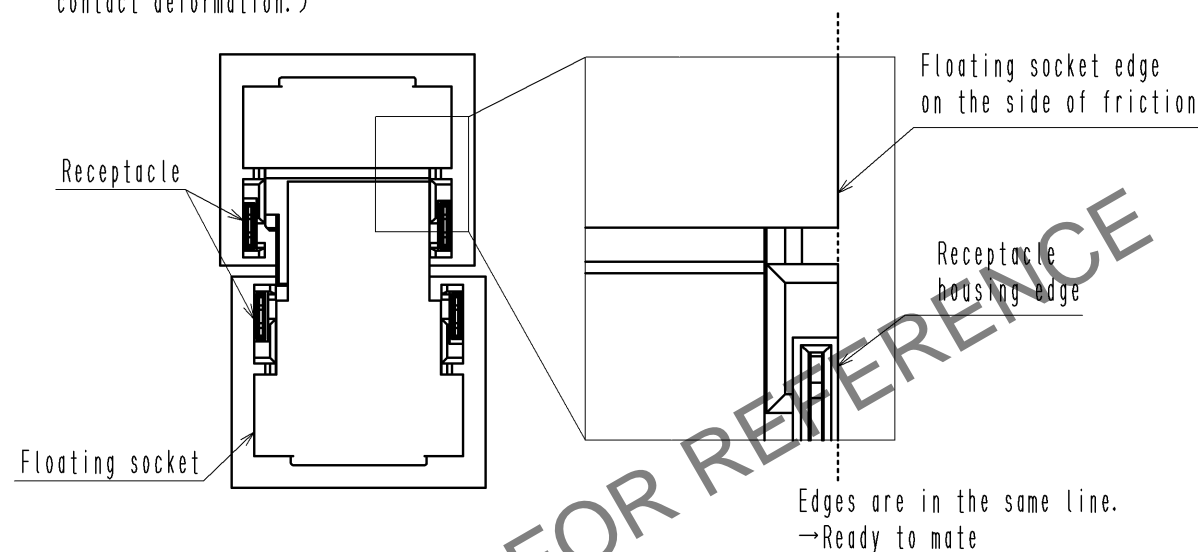
# Operation Procedures for Floating Socket

## 【 Mating 】

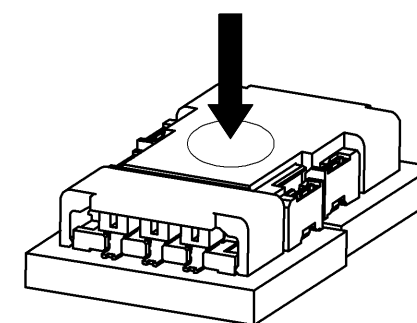
1. Hold part A on the floating socket, and place it on the receptacle so that part A matches to part B.



2. Align the floating socket edge on the side of friction lock to receptacle housing edge in a line.  
(Forcible mating without above alignment process could cause contact deformation.)

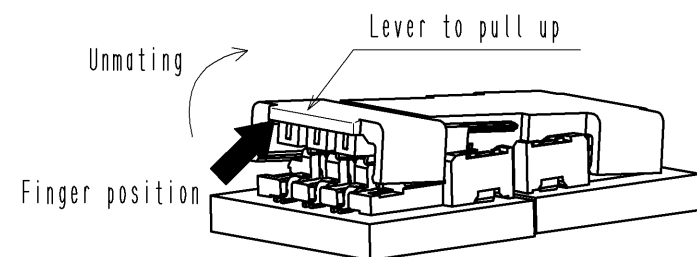


3. Press down at the center surface of the floating socket.  
(Press down until the floating socket touches to the receptacle.)

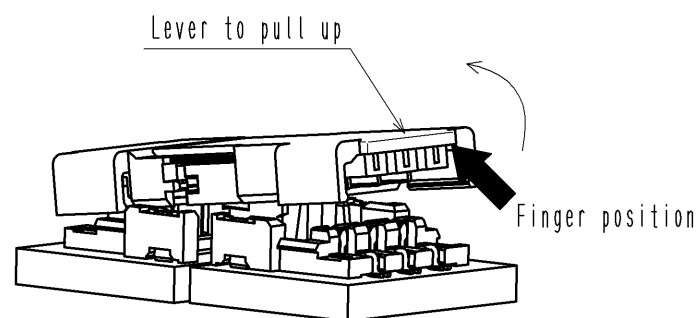


## 【 Unmating 】

1. Hook the lever on either sides of socket with finger and lift up to the upper direction for unlock.  
(Lift up until friction lock is released.)



2. After releasing either side, hook the lever on the other side with a finger and lift up to the upper direction, too.



**HRS**

図番: EDC3-330595-01

製品名: DF59-4P-2FC<50>

製品コード: CL667-0008-0-50

2/2