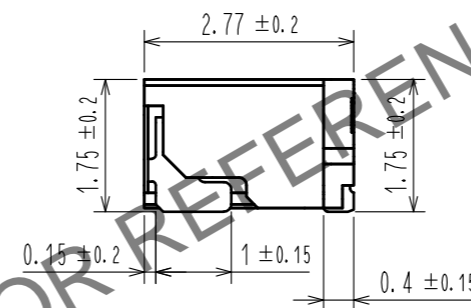
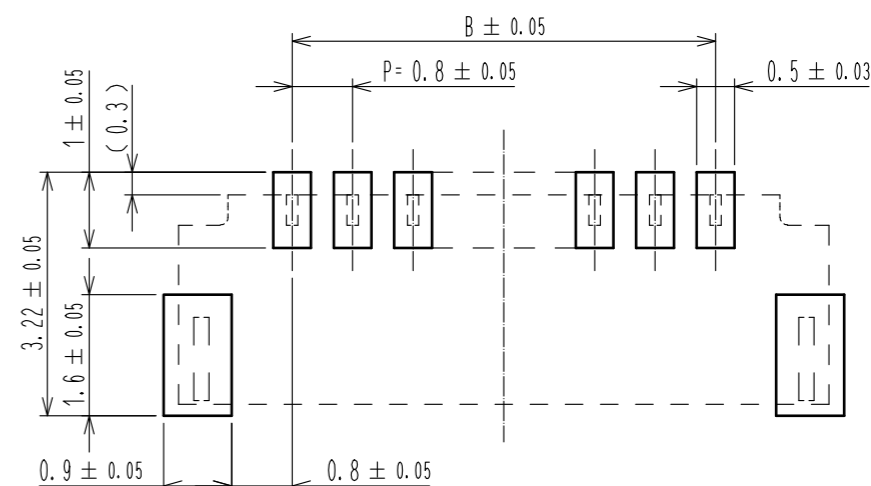
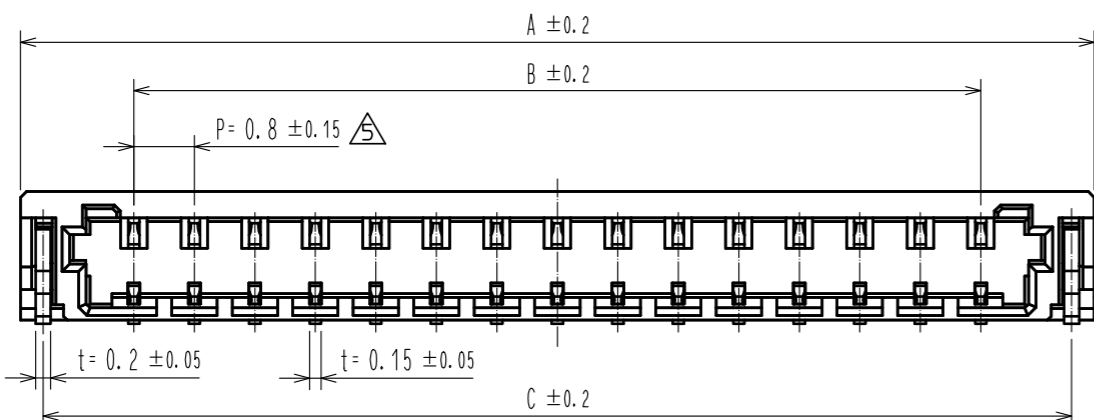


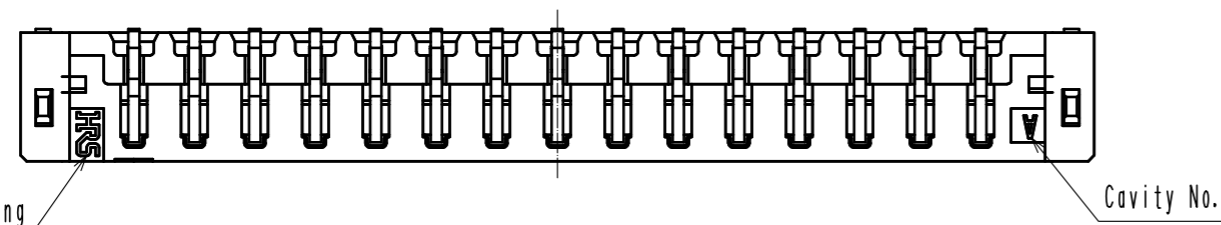
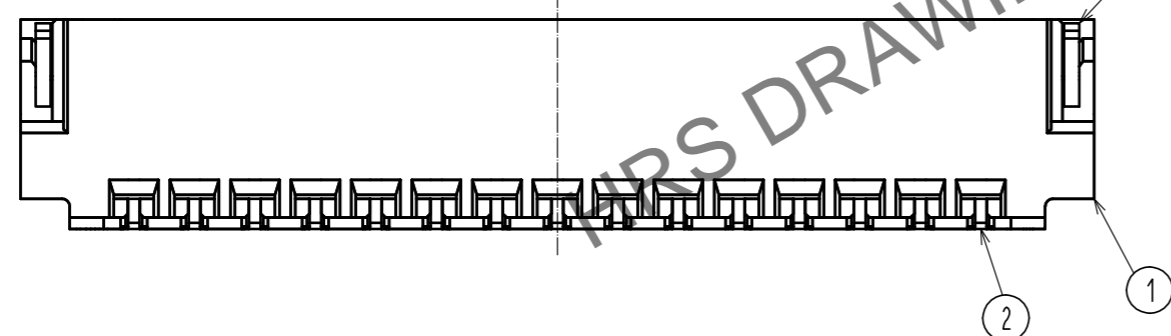
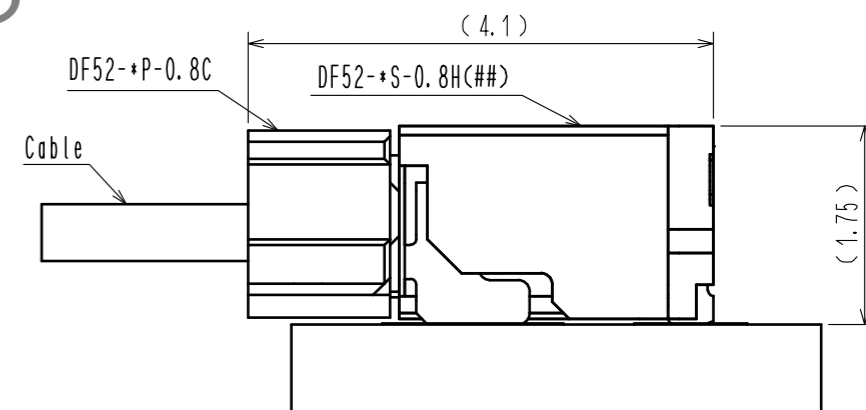
Sep.1.2024 Copyright 2024 HIROSE ELECTRIC CO., LTD. All Rights Reserved.  
In case of consideration for using Automotive equipment / device which demand high reliability, kindly contact our sales window correspondents.

Contact No.1 marking

Recommended PCB layout  
Recommended metal mask (thickness:0.1mm)



Mating Figure (Free)



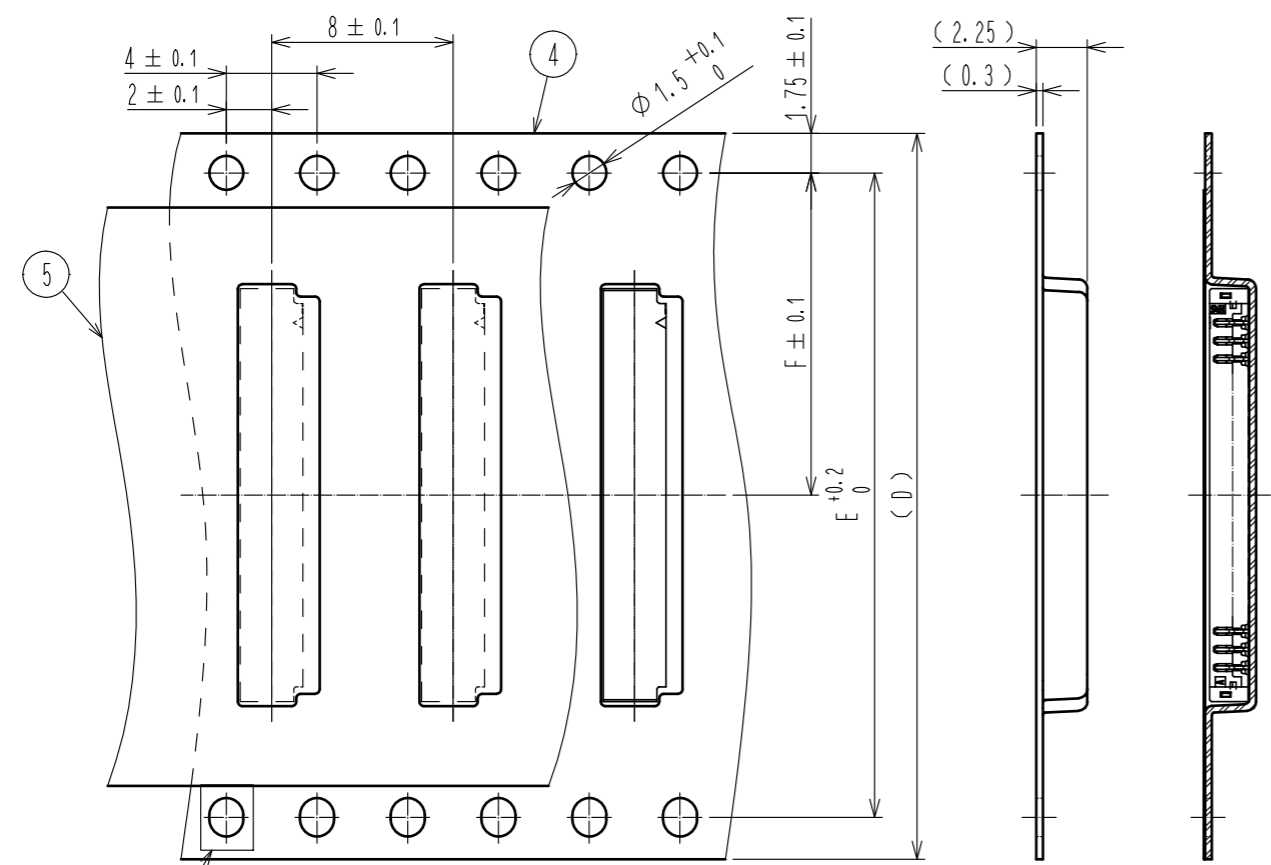
Part No.	Code No.	A	B	C
DF52-2S-0.8H(21)	CL0668-0004-5-21	3.8	0.8	3.2
DF52-3S-0.8H(21)	CL0668-0022-7-21	4.6	1.6	4.0
DF52-4S-0.8H(21)	CL0668-0005-8-21	5.4	2.4	4.8
DF52-5S-0.8H(21)	CL0668-0023-0-21	6.2	3.2	5.6
DF52-6S-0.8H(21)	CL0668-0006-0-21	7.0	4.0	6.4
DF52-8S-0.8H(21)	CL0668-0007-3-21	8.6	5.6	8.0
DF52-10S-0.8H(21)	CL0668-0008-6-21	10.2	7.2	9.6
DF52-12S-0.8H(21)	CL0668-0009-9-21	11.8	8.8	11.2
DF52-14S-0.8H(21)	CL0668-0024-2-21	13.4	10.4	12.8
DF52-15S-0.8H(21)	CL0668-0010-8-21	14.2	11.2	13.6
DF52-16S-0.8H(21)	CL0668-0025-5-21	15.0	12.0	14.4
DF52-17S-0.8H(21)	CL0668-0001-7-21	15.8	12.8	15.2
DF52-20S-0.8H(21)	CL0668-0011-0-21	18.2	15.2	17.6

3	Brass $\Delta$	Surface:tin plating 1 $\mu$ mMIN	6	PS	Black(Reel)		
2	Copper alloy	Surface:tin plating 1 $\mu$ mMIN	5	Polyester	Clear(Cover tape), ANTI-STATIC		
1	Polyamide	Black, UL94V-0	4	PS	Clear(Embossed carrier tape), ANTI-STATIC		
NO.	MATERIAL	FINISH . REMARKS	NO.	MATERIAL	FINISH . REMARKS		
UNITS mm	$\odot$ $\nabla$	SCALE 10:1	COUNT 2	DESCRIPTION OF REVISIONS DIS-H-00003668	DESIGNED HK. HAYASHI	CHECKED TS. FUKUSHIMA	DATE 18.03.22
APPROVED : KI. AKIYAMA		14.06.27		DRAWING NO. EDC3-356517-01			
CHECKED : HK. UMEHARA		14.06.27		PART NO. DF52-*S-0.8H(21)			
DESIGNED : TH. YOSHIZAWA		14.06.26		CODE NO. CL668-			
DRAWN : TH. YOSHIZAWA		14.06.26					

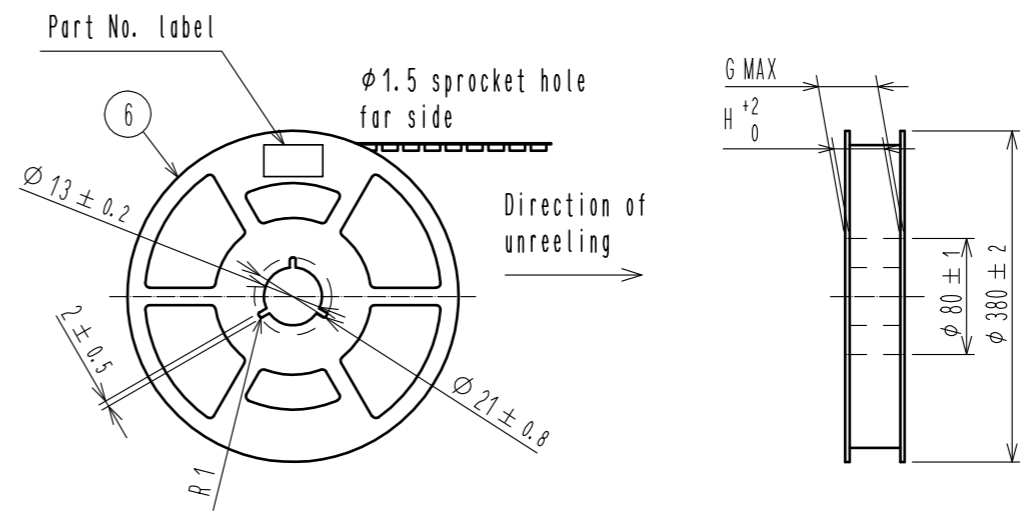
Note 1. Lead co-planarity shall be 0.1mm MAX.  
2. Please consult HIROSE when the product is mounted to FPC.

Sep.1.2024 Copyright 2024 HIROSE ELECTRIC CO., LTD. All Rights Reserved.  
 In case of consideration for using Automotive equipment / device which demand high reliability, kindly contact our sales window correspondents.

Drawing for packing (Free)



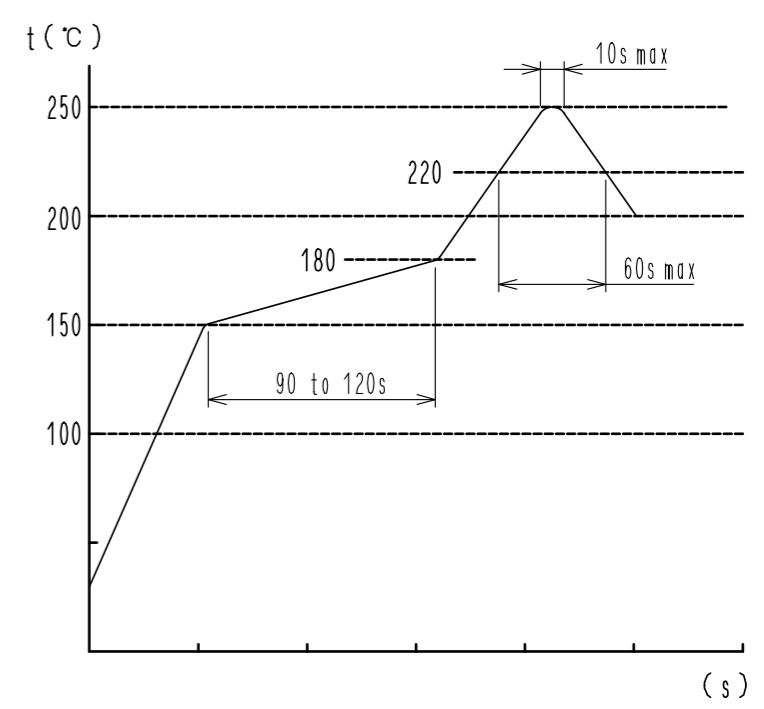
Style and dimension of reel (Free)



Detail of part No. label

Lot No.	170 7010	◀ 7
CL Code	CL668-0001-7-21	
品名 (Part Number)	DF52-17S-0.8H(21)	
納入数量 (Qty)	5000 K0	
ヒロセ電機(株)		

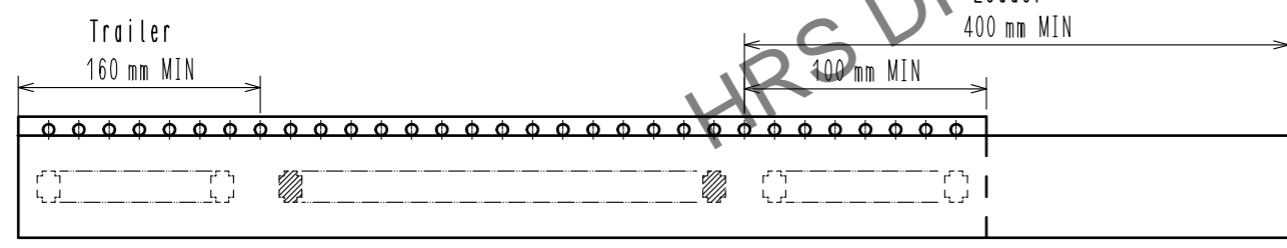
Reflow temperature profile using lead-free solder paste (Reference)



Direction of unreeling

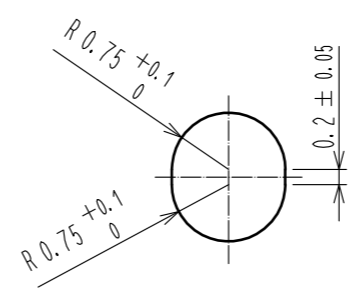


Taping (Free)

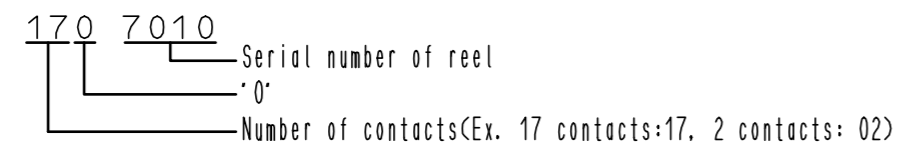


Empty components      Portion equipped connectors      Empty components

5 J(10:1)



- Note
- 1 reel: 5000 connectors.
  - ( ) is reference dimension.
  - 5 When the tape width is 32mm, sprocket holes shall be set on both side of reel as shown on this drawing.
  - 6 Refer to JIS C 0806. (Packaging of components for automating handling)
  - 7 Each meaning of Lot No. are shown below.



Part No.	Code No.	D	E	F	G	H
DF52-2S-0.8H(21)	CL0668-0004-5-21	16.0	/	7.5	22.4	16.4
DF52-3S-0.8H(21)	CL0668-0022-7-21	16.0	/	7.5	22.4	16.4
DF52-4S-0.8H(21)	CL0668-0005-8-21	16.0	/	7.5	22.4	16.4
DF52-5S-0.8H(21)	CL0668-0023-0-21	16.0	/	7.5	22.4	16.4
DF52-6S-0.8H(21)	CL0668-0006-0-21	16.0	/	7.5	22.4	16.4
DF52-8S-0.8H(21)	CL0668-0007-3-21	24.0	/	11.5	30.4	24.4
DF52-10S-0.8H(21)	CL0668-0008-6-21	24.0	/	11.5	30.4	24.4
DF52-12S-0.8H(21)	CL0668-0009-9-21	24.0	/	11.5	30.4	24.4
DF52-14S-0.8H(21)	CL0668-0024-2-21	24.0	/	11.5	30.4	24.4
DF52-15S-0.8H(21)	CL0668-0010-8-21	24.0	/	11.5	30.4	24.4
DF52-16S-0.8H(21)	CL0668-0025-5-21	24.0	/	11.5	30.4	24.4
DF52-17S-0.8H(21)	CL0668-0001-7-21	24.0	/	11.5	30.4	24.4
DF52-20S-0.8H(21)	CL0668-0011-0-21	32.0	28.4	14.2	38.4	32.4

Number of reflow cycles 2 cycles MAX.  
 The temperature is measured in the terminal lead part.

Additional factors, such as solder paste type, PCB size and other mounted components could affect the profile, therefore, a thorough evaluation of mounting condition is required prior to production.

<b>HRS</b>	DRAWING NO.	EDC3-356517-01
	PART NO.	DF52-*S-0.8H(21)
	CODE NO.	CL668-