





Applicable standard						
Rating	Operating Temperature Range	-55°C to +85°C (Note1)		Storage Temperature Range	-10 °C to +60°C (Note3)	
	Operating Humidity Range	20% to 80% (Note2)		Storage Humidity Range	40% to 70% (Note3)	
	Voltage	50 V AC/DC		Applicable Connector	DF53-2S-0.6H(##)	
				Applicable Contact	DF53-32SCF	
Current	All pin	AWG 32 : 0.7A/pin				
	Any of 2 pins as a power	AWG 32 : 1.3A/pin (power), 0.5A/pin (signal)				
Specifications						
Item		Test method		Requirements	QT AT	
Construction						
General Examination		Visually and by measuring instrument.		According to drawing.	X X	
Marking		Confirmed visually.			X X	
Electric Characteristics						
Insulation Resistance		100 V DC.		100 MΩ MIN.	X —	
Voltage Proof		200 V AC for 1 min.		No flashover or breakdown.	X —	
Mechanical Characteristics						
Mechanical Operation		20 times insertion and extraction.		No damage, crack or looseness of parts.	X —	
Mating and unmating Force		It takes out and inserts with a conformity connector.		1.Insertion Force : 12.5N MAX. 2.Extraction Force : 1.2N MIN.	X —	
Vibration		Frequency 10 to 55 Hz, single amplitude 0.75 mm, at 10 cycles for 3 direction.		No damage, crack or looseness of parts.	X —	
Shock		Acceleration 500 m/s ² duration of pulse 11 ms at 3 times for 3 directions.			X —	
Contact extraction force		Pull out the cable after housing fixation.		3N MIN	X —	
Environmental Characteristics						
Damp Heat (Steady State)		Exposed at 40 ± 2°C, humidity 90 to 95 %, 96 h. (After leaving the room temperature for 1 to 2h.)		1.Insulation resistance: 100 MΩ MIN. 2.No damage, crack or looseness of parts.	X —	
Rapid Change Of Temperature		Temperature -55°C→ +85°C Time 30min→ 30min  Under 5 Cycles. (The transferring time of the tank is 2 to 3 MIN) (After leaving the room temperature for 1 to 2h.)		1. Insulation resistance: 100 MΩ MIN. 2. No damage, crack or looseness of parts.	X —	
Dry Heat		Exposed at 85±2°C, 96h			X —	
Cold		Exposed at -55±3°C, 96h			X —	
Remarks Note 1: Include the temperature rising by current. Note 2: No condensing. Apply to the condition of long term storage for unused products before harness assembly. Note 3: Applicable to unused product packaging.						
	COUNT	DESCRIPTION OF REVISIONS	DESIGNED	CHECKED	DATE	
	1	DIS-H-00019500	JN. TONAI	SZ. ONO	20231120	
Unless otherwise specified, refer to IEC 60512.				APPROVED	SJ. OKAMURA	20230208
				CHECKED	SZ. ONO	20230208
				DESIGNED	JN. TONAI	20230207
				DRAWN	JN. TONAI	20230207
Note QT:Qualification Test AT:Assurance Test X:Applicable Test			DRAWING NO.		ELC-380631-00-00	
	SPECIFICATION SHEET		PART NO.	DF53-2P-0. 6C		
	HIROSE ELECTRIC CO., LTD.		CODE NO.	CL0668-1013-0-00	 1/1	