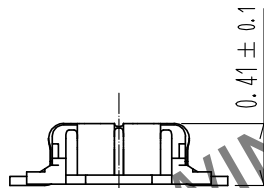
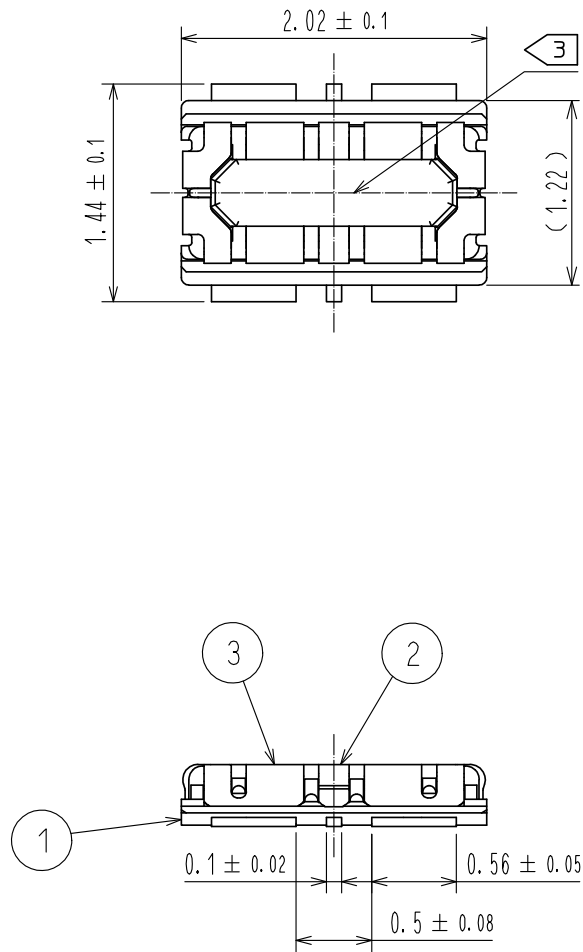
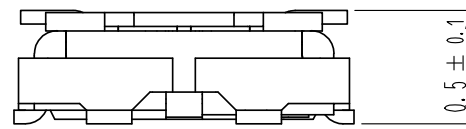


Apr.1.2024 Copyright 2024 HIROSE ELECTRIC CO., LTD. All Rights Reserved.
In case of consideration for using Automotive equipment / device which demand high reliability, kindly contact our sales window correspondents.



ENGAGEMENT FIGURE (30:1)

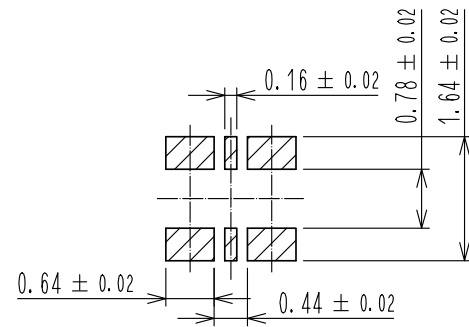


- NOTE 1 . All lead co-planarity shall be 0.08mm MAX.
2 . Contact plating specifications
Contact area : Gold 0.05 μ m MIN
SMT lead : Gold 0.05 μ m MIN
Under plating : Nickel 1 μ m MIN
(Surface : Sealing)
3 . CAV No. IS INDICATED IN APPROX. POSITION SHOWN.

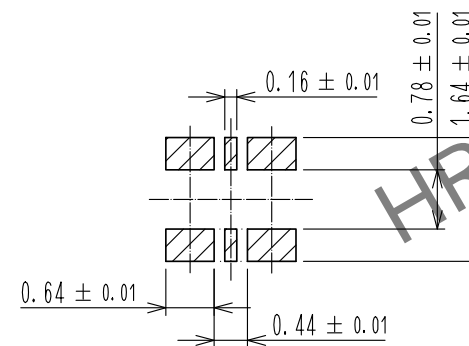
			7	PS	CLEAR. REINFORCEMENT COLLAR				
3	COPPER ALLOY		6	PS	BLACK. PLASTIC REEL				
2	COPPER ALLOY		5	POLYESTER	CLEAR. COVER TAPE				
1	LCP	UL94 V-0. BLACK	4	PS	SMOKE GRAY. EMBOSSED CARRIER TAPE				
NO.	MATERIAL	FINISH . REMARKS		NO.	MATERIAL	FINISH . REMARKS			
UNITS mm		SCALE		COUNT	DESCRIPTION OF REVISIONS		DESIGNED	CHECKED	DATE
		20 : 1							
		APPROVED		WR. FUKUCHI	20220614	DRAWING NO.		EDC-394052-51-00	
		CHECKED		TY. 00I	20220613	PART NO.		BM55R0. 5-2DP/2-0. 3V<51>	
		DESIGNED		SH. HOSODA	20220613	CODE NO.		CL0673-7801-0-51	
DRAWN		SH. HOSODA	20220613					1	3

Apr.1.2024 Copyright 2024 HIROSE ELECTRIC CO., LTD. All Rights Reserved.
In case of consideration for using Automotive equipment / device which demand high reliability, kindly contact our sales window correspondents.

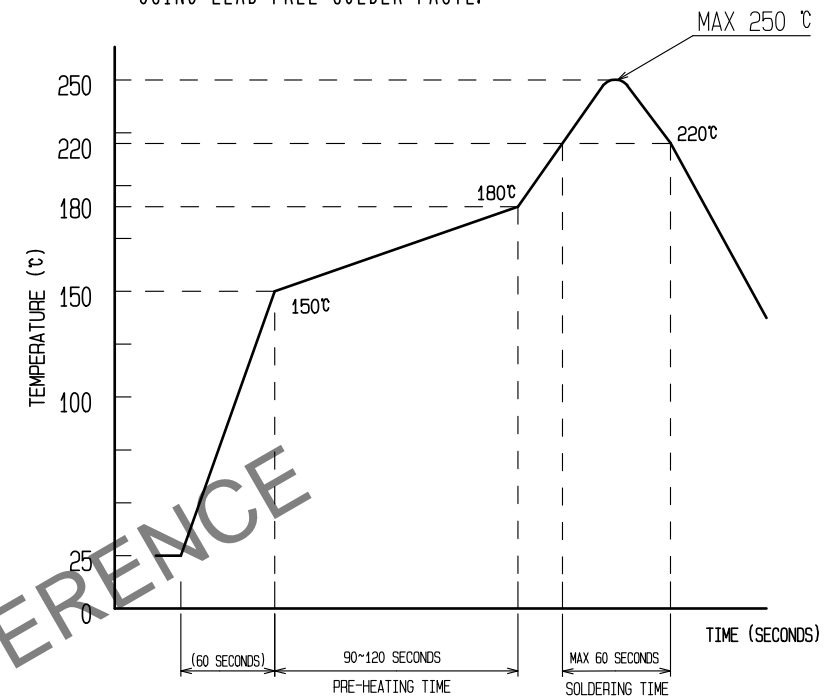
RECOMMENDED PCB LAYOUT (10 : 1)



RECOMMENDED METALMASK LAYOUT (10 : 1)
METALMASK THICKNESS : 80 μm



4 RECOMMENDED REFLOW TEMPERATURE PROFILE
USING LEAD-FREE SOLDER PASTE.



REFLOW METHOD:IR REFLOW
NUMBER OF REFLOW CYCLES:2 CYCLES MAX.
1)REFLOW TIME
DURATION ABOVE 220°C:60 SEC MAX.
(PEAK TEMPERATURE:250°C MAX)
2)PRE-HEAT TIME
PRE-HEAT TEMPERATURE(MIN):150°C
PRE-HEAT TEMPERATURE(MAX):180°C
PRE-HEAT TIME:90-120 SEC.

- 4 THIS TEMPERATURE PROFILE IS PER THE CONDITIONS SHOWN ABOVE.
ADDITIONAL FACTORS, SUCH AS SOLDER PASTE TYPE, PCB SIZE AND
OTHER MOUNTED COMPONENTS COULD AFFECT THE PROFILE, THEREFORE,
A THOROUGH EVALUATION OF MOUNTING CONDITION IS REQUIRED
PRIOR TO PRODUCTION. TEMPERATURE IS MEASURED AT CONTACT LEAD.
5. PLEASE CONTACT US IN CASE YOU WILL MAKE DIFFERENT SETTINGS
FROM OUR RECOMMENDATION.
6. THIS PRODUCT SATISFIES HALOGEN FREE REQUIREMENTS DEFINED AS
900ppm MAXIMUM CHLORINE, 900ppm MAXIMUM BROMINE, AND 1500ppm
MAXIMUM TOTAL OF CHLORINE AND BROMINE.
7. THIS PRODUCT COMPLY WITH RoHS.

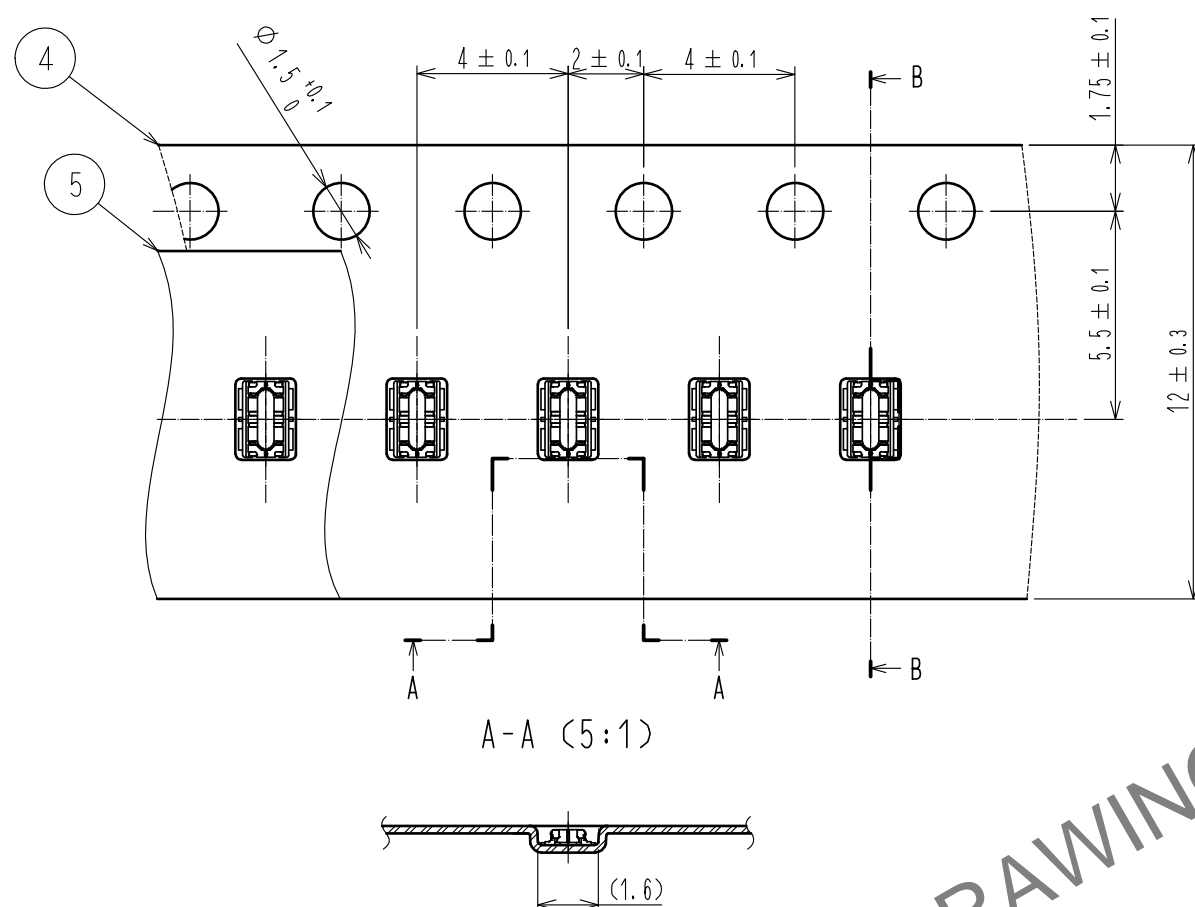
HRS

DRAWING NO.	EDC-394052-51-00
PART NO.	BM55R0. 5-2DP/2-0. 3V<51>
CODE NO.	CL0673-7801-0-51

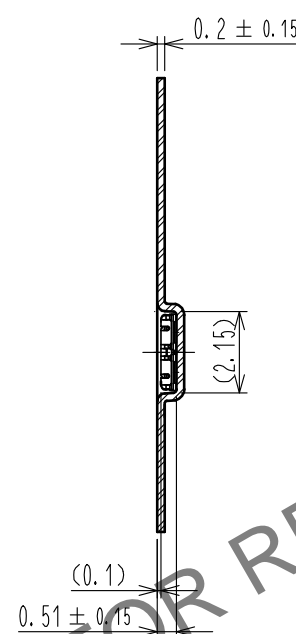
2/3

Apr.1.2024 Copyright 2024 HIROSE ELECTRIC CO., LTD. All Rights Reserved.
In case of consideration for using Automotive equipment / device which demand high reliability, kindly contact our sales window correspondents.

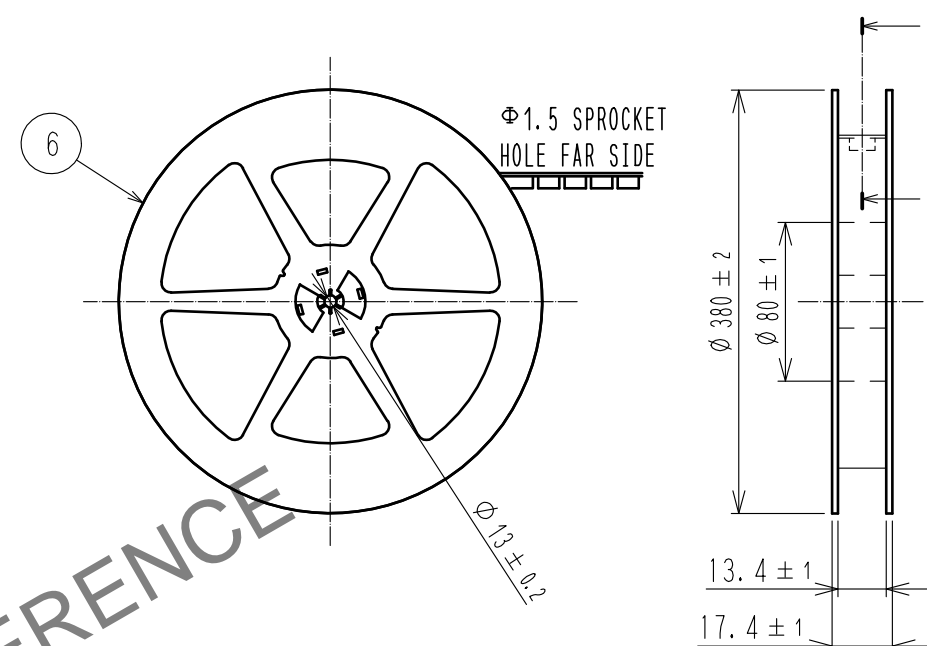
EMBOSSED CARRIER TAPE PACKAGING (5:1)



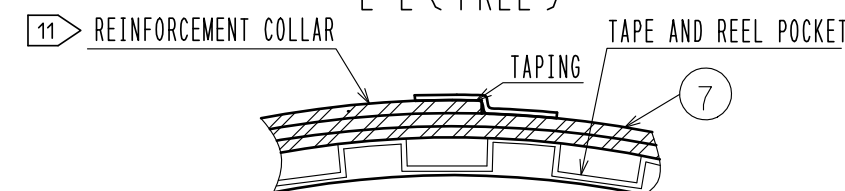
B-B (5:1)



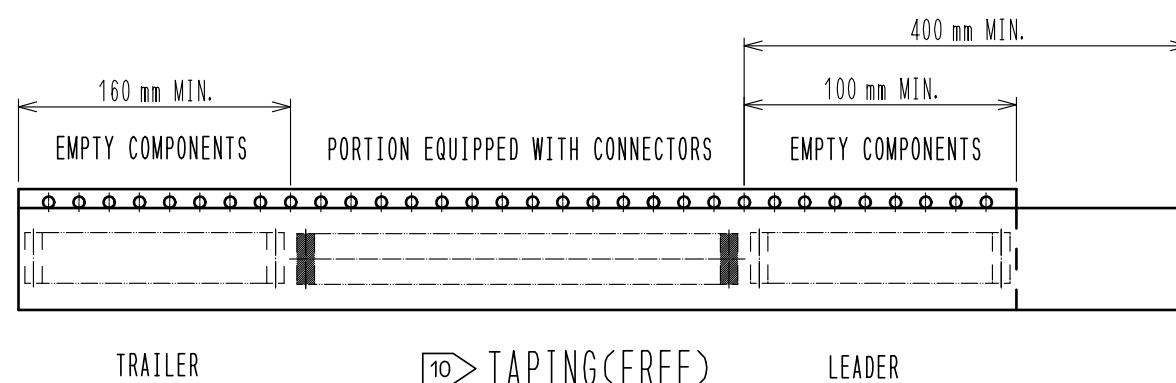

STYLE AND DIMENSION OF REEL (FREE)



E-E (FREE)



DIRECTION OF UNREELING



TAPING(FREE)

- 8 . PER REEL 30,000 CONNECTORS.
- 9 . THE DIMENSIONS IN PARENTHESES ARE FOR REFERENCE.
- 10 REFER TO IEC 60286-3 (PACKAGING OF COMPONENTS FOR AUTOMATIC HANDLING)
- 11 AFTER PACKAGING, ROLL 2 METERS OF THE REINFORCEMENT COLLAR TO OUTER CIRCUMFERENCE OF TAPE AND REEL POCKET. AND TAPE DOWN AT THE END THE COLLAR.

HRS

DRAWING NO.	EDC-394052-51-00
PART NO.	BM55R0. 5-2DP/2-0. 3V(51)
CODE NO.	CL0673-7801-0-51

3/3