

Dec.1.2024 Copyright 2024 HIROSE ELECTRIC CO., LTD. All Rights Reserved.  
In case of consideration for using Automotive equipment / device which demand high reliability, kindly contact our sales window correspondents.

APPLICABLE STANDARD					
RATING	Operating temperature range	-55°C TO + 105°C (NOTE 1)		Storage Temperature range	-10°C TO + 60°C (NOTE 3)
	Operating Humidity range	20% TO 80% (NOTE 2)		Storage Humidity range	40% TO 70% (NOTE 3)
	Current	AWG8	45A/pin	Applicable Contact	DF60S-8SC(F)A(##)
		AWG10	35A/pin	Applicable covercase	DF60FS-2S-10.16C-CV
AWG12		28A/pin	Voltage	1000V AC/DC	

### SPECIFICATIONS

ITEM	TEST METHOD	REQUIREMENTS	QT	AT
------	-------------	--------------	----	----

#### CONSTRUCTION

General examination	Visually and by measuring instrument.	According to drawing.	X	X
Marking	Confirmed visually.		X	X

#### ELECTRIC CHARACTERISTICS

Insulation resistance	1000V DC.	1000MΩ min.	X	—
Voltage proof	3000V AC for 1 min.	No flashover or breakdown.	X	—


#### MECHANICAL CHARACTERISTICS

Mechanical operation	30 times insertion and extraction.	No damage, crack, or looseness of parts.	X	—
Vibration	Frequency 10 to 500 HZ, single amplitude 0.75 mm, at 10 cycles, for 3 directions.	No damage, crack or looseness of parts.	X	—
Shock	490 m/s <sup>2</sup> duration of pulse 11 ms at 3 times for 3 directions.	No damage, crack or looseness of parts.	X	—
Contact extraction force	Pull out the cable after housing fixation.	49N min.	X	—



#### ENVIRONMENTAL CHARACTERISTICS

Damp heat (steady state)	Exposed at 40 ± 2 °C, 90 to 95 %, 96 h.	1) Insulation resistance: 1000MΩ min. 2) No damage, crack or looseness of parts	X	—
Rapid change of temperature	Temperature -55°C → +105°C Time 30min → 30min Under 25 cycles. (the transferring time of the tank is 2—3 min) (after leaving the room temperature for 1—2h.)		X	—
Dry heat	Exposed at 105 ± 2°C, 250h (after leaving the room temperature for 1—2h.)		X	—
Cold	Exposed at -55±3°C, 96h		X	—

Remarks  
 Note 1:Include the temperature rising by current.  
 Note 2:No condensing.  
 Note 3:Apply to the unused and packaged product.

	COUNT	DESCRIPTION OF REVISIONS	DESIGNED	CHECKED	DATE
Unless otherwise specified , refer to IEC 60512.			APPROVED	SJ. OKAMURA	20231019
			CHECKED	TT. OHSAKO	20231019
			DESIGNED	KT. NUMATA	20231018
			DRAWN	SK. CHIBA	20231018

Note QT:Qualification Test AT:Assurance Test X:Applicable Test DRAWING NO. ELC-402757-00-00

	SPECIFICATION SHEET	PART NO.	DF60FSR-2S-10.16C		
	HIROSE ELECTRIC CO., LTD.	CODE NO.	CL0680-4017-0-00		1/1