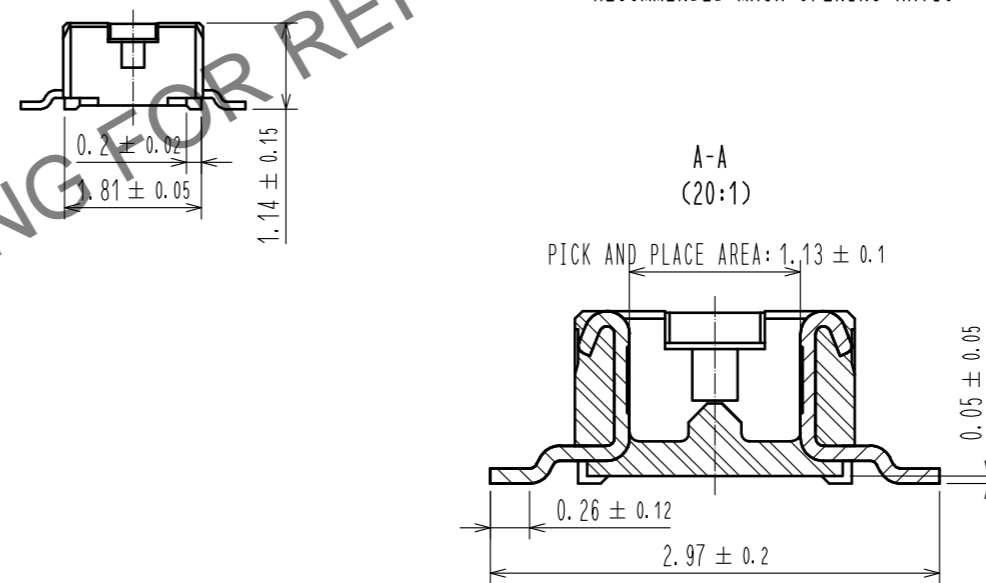
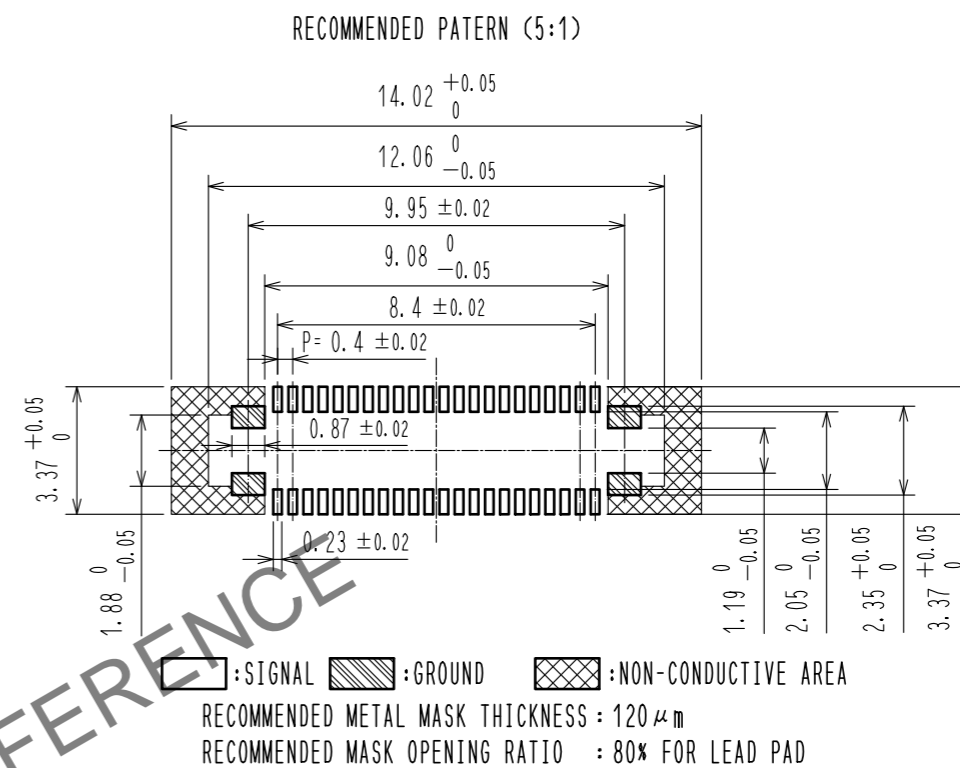
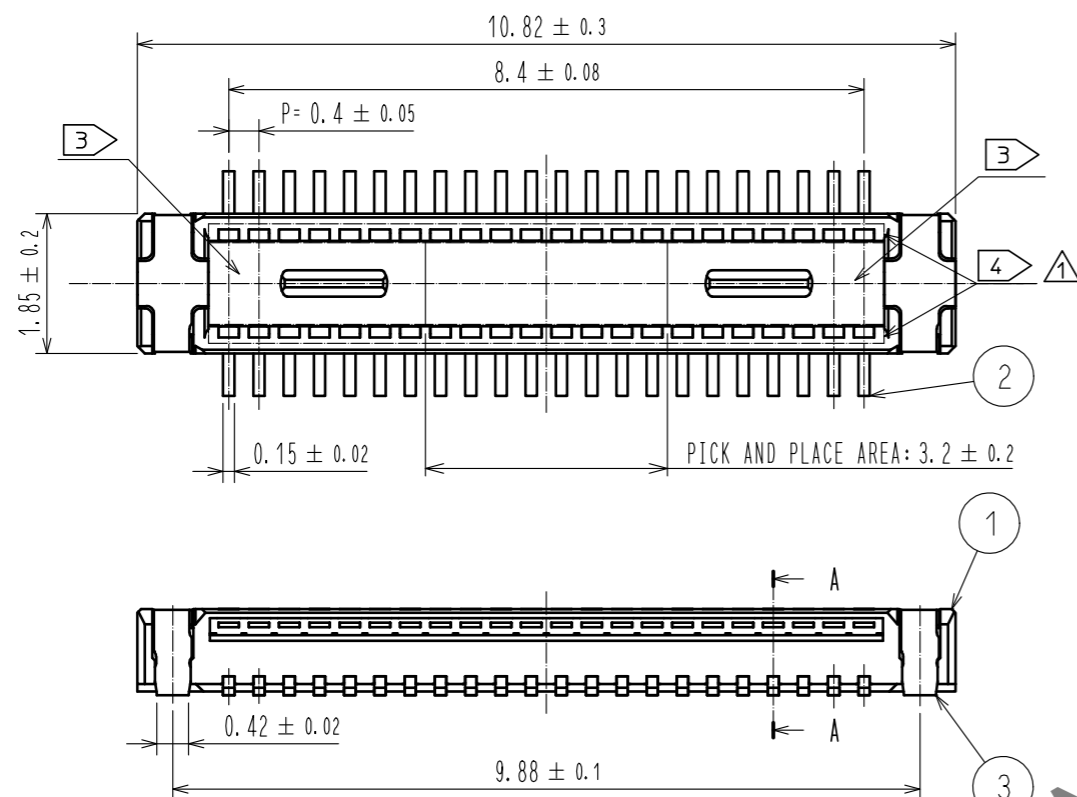


Jan.1.2025 Copyright 2025 HIROSE ELECTRIC CO., LTD. All Rights Reserved.
 In case of consideration for using Automotive equipment / device which demand high reliability, kindly contact our sales window correspondents.



- NOTES
- ALL LEAD CO-PLANARITY SHALL BE 0.1mm MAX.
 - PLATING SPECIFICATIONS
 CONTACT AREA : GOLD 0.05 μm MIN
 SMT LEAD : GOLD 0.05 μm MIN
 UNDER PLATING : NICKEL 1 μm MIN
 (SURFACE : SEALING)
 - HRS MARK AND CAV No. ARE INDICATED IN APPROX POSITION SHOWN.
 - THERE IS A POSSIBILITY THAT THE RESIN WILL BE EXPOSED AT THIS AREA, BUT THIS WILL NOT AFFECT THE CONTACT RELIABILITY.

NO.	MATERIAL	FINISH . REMARKS	NO.	MATERIAL	FINISH . REMARKS
3	STAINLESS STEEL		7	PS	CLEAR(REINFORCEMENT COLLAR)
2	PHOSPHOR BRONZE		6	PS	BLACK(PLASTIC REEL)
1	LCP	BLACK . UL94 V-0	5	POLYESTER	CLEAR(COVER TAPE)
			4	PS	CLEAR(EMBOSSED CARRIER TAPE)

UNITS	SCALE	COUNT	DESCRIPTION OF REVISIONS	DESIGNED	CHECKED	DATE
mm	10 : 1	2	DIS-H-00006346	PAN YIWEI	YK. SATAKE	20200928

APPROVED	CHECKED	DESIGNED	DRAWN	DRAWING NO.	PART NO.	CODE NO.
MO. ISHIDA	WR. FUKUCHI	SJ. WADA	KR. AJITO	20150728	20150728	20150727
				EDC-355294-58-01		
				DF40GL-44DP-0.4V(58)		
				CL684-4412-2-58		1/2

Jan.1.2025 Copyright 2025 HIROSE ELECTRIC CO., LTD. All Rights Reserved.
 In case of consideration for using Automotive equipment / device which demand high reliability, kindly contact our sales window correspondents.

