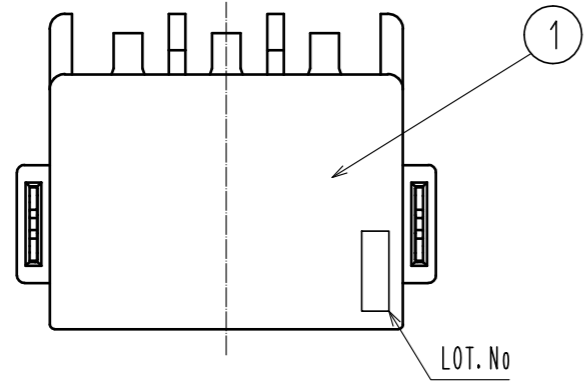
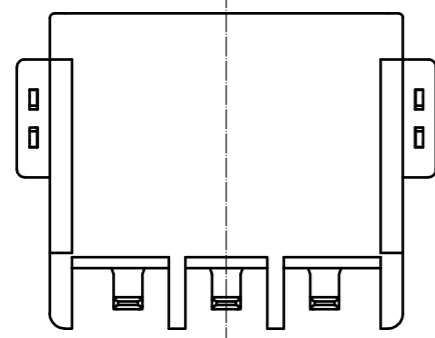
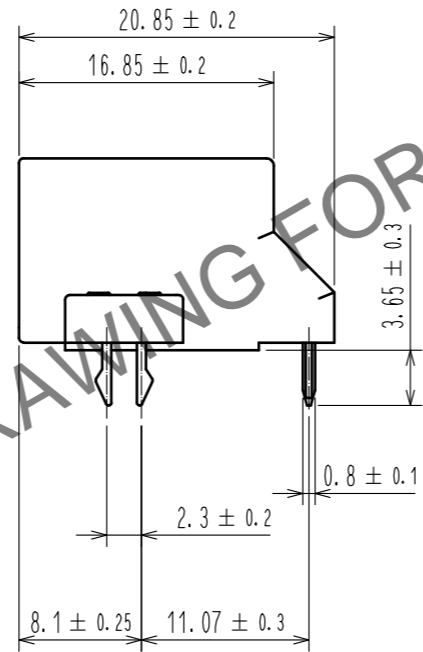
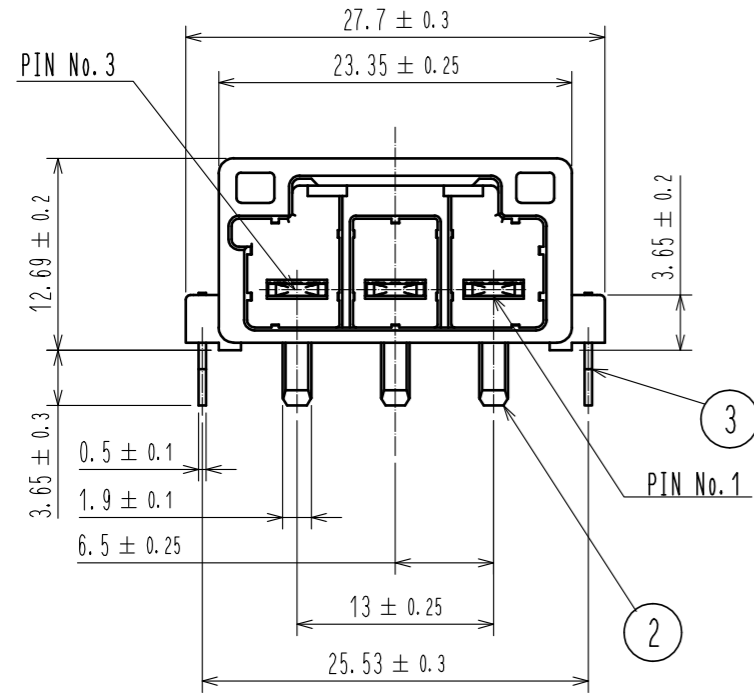
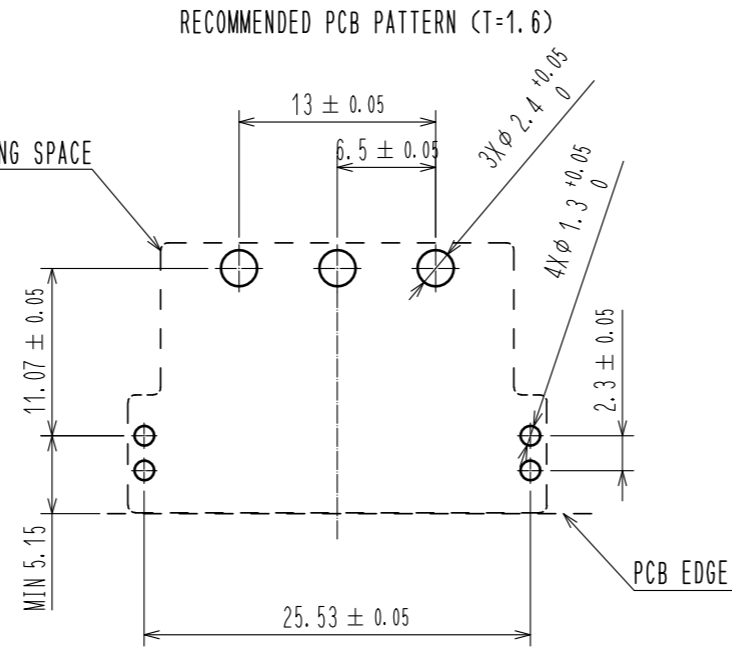


Dec.1.2024 Copyright 2024 HIROSE ELECTRIC CO., LTD. All Rights Reserved.
 In case of consideration for using Automotive equipment / device which demand high reliability, kindly contact our sales window correspondents.

ELV, RoHS COMPLIANT



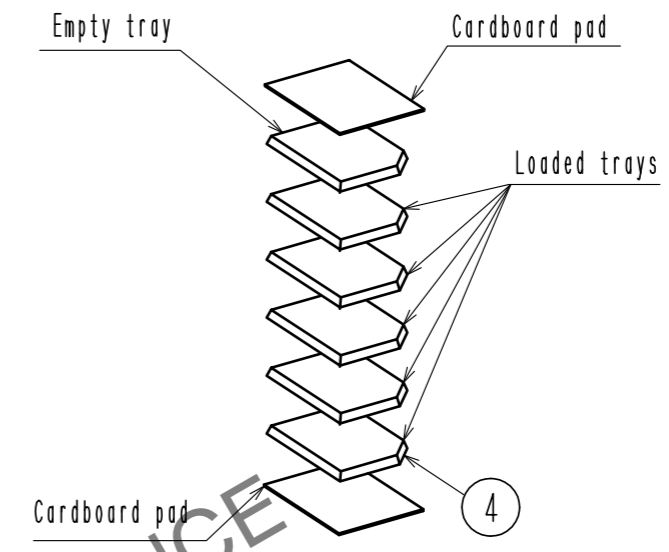
CONNECTOR MOUNTING SPACE



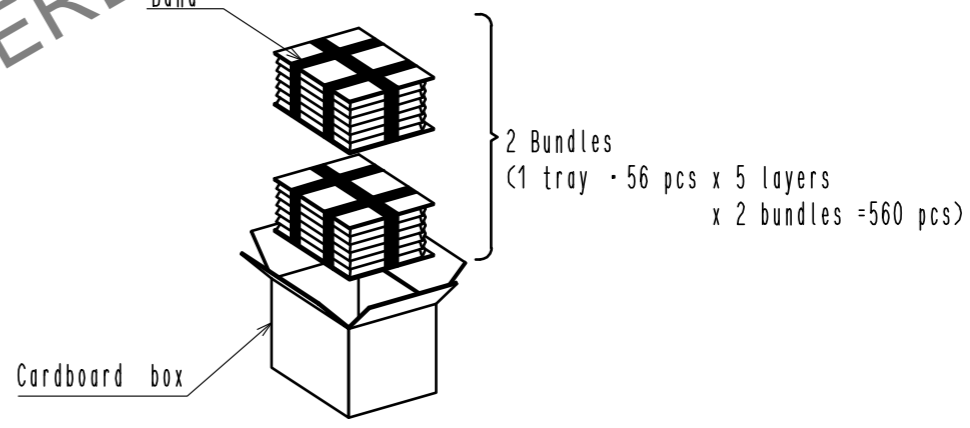
△ Drawing dimensions added.

Packing specification

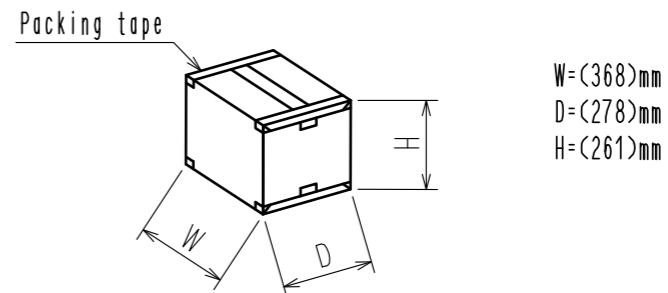
(1)After placing parts in trays, stack in six layers. (Top layer will be empty.)



(2)Put the bound tray X2 to cardboard box.



(3)Place lid on box and seal with packing tape.



2	COPPER ALLOY	UNDER PLATING-NICKEL PLATING 0.5μm min. SURFACE :TIN PLATING 1μm min.	4	POLYSTYRENE	
1	PA	BLACK, UL94V-0	3	PHOSPHOR BRONZE	UNDER PLATING-NICKEL PLATING 0.5μm min. SURFACE :TIN PLATING 1μm min.
NO.	MATERIAL	FINISH . REMARKS	NO.	MATERIAL	FINISH . REMARKS
UNITS mm		SCALE 2 : 1	COUNT 1	DESCRIPTION OF REVISIONS DIS-T-00005960	DESIGNED TS. SHIMIZU
		APPROVED :HK. UMEHARA	20180521	DRAWING NO. EDC-374379-00-00	
		CHECKED :AH. EDASHIGE	20180521	PART NO. HVH-280-3P-6.5DS	
		DESIGNED :KO. NAKAMURA	20180521	CODE NO. CL778-0700-0-00	
		DRAWN :TS. SHIMIZU	20180521		