May.1.2024 Copyright 2024 HIROSE ELECTRIC CO., LTD. All Rights Reserved.
In case of consideration for using Automotive equipment / device which demand high reliability, kindly contact our sales window correspondents.

	COUNT	DESCRIPTION OF REVISIONS	BY	CHKD	DATE		COUNT	DESCRIPTION OF REVISIONS	BY	CHKD	DATE
△					. .	△					. .
△					. .	△					. .
△					. .	△					. .

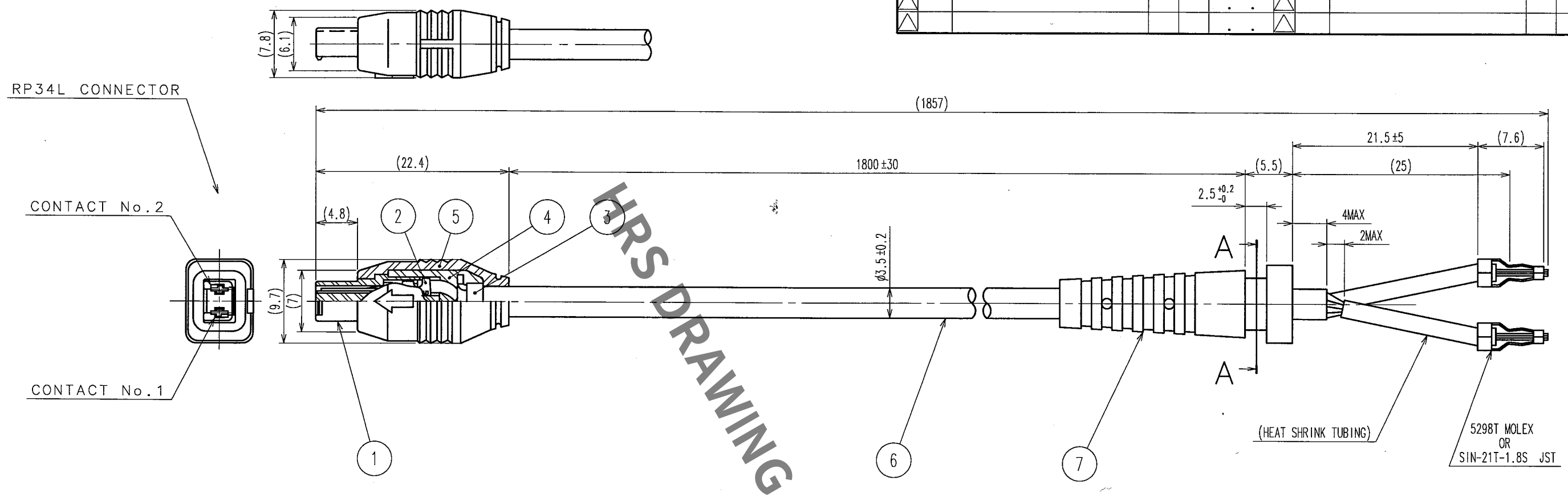

HRS DRAWING FOR REFERENCE

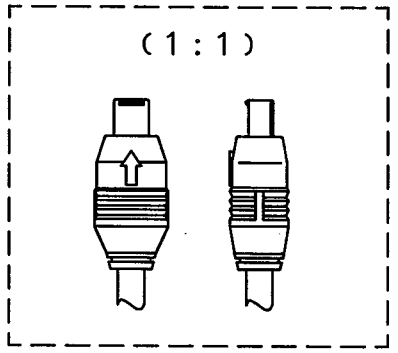

2 TABLE-2 COMPOSITION TABLE

COMPOSITION		SHIELD CABLE,1 CONDUCTOR
CONDUCTOR	AWG # SIZE	#18
	COMPOSITION	ϕ 0.16/41
	MATERIAL	COPPER WIRE
PVC INSULATION	COLOR	WHITE
	OUTER DIA.	ϕ 2.1±0.15
WRAPPED AROUND SHIELD	AWG # SIZE	#18
	COMPOSITION	ϕ 0.12/78
	MATERIAL	COPPER WIRE
JACKET	OUTER DIA.	ϕ 3.5±0.2
	MATERIAL	PVC
	COLOR	BLACK

1 TABLE-1 WIRING TABLE

RP34L CONNECTOR CONTACT No.	INSULATION COLOR
1	WHITE
2	WRAPPED AROUND SHIELD

A-A

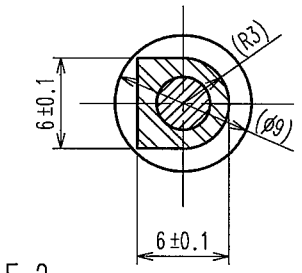

NOTES. 1 WIRING IS INACCORDANCE WIHE TABLE-1.
2 CABLE COMPOSITION IS IN ACCORDANCE WITH TABLE-2.
3 PACKING IS IN ACCORDANCE WITH FIG-1.
4 ROTATION EXAMPLES OF REF.NO. ① AND NO. ⑦ ARE SHOWN.

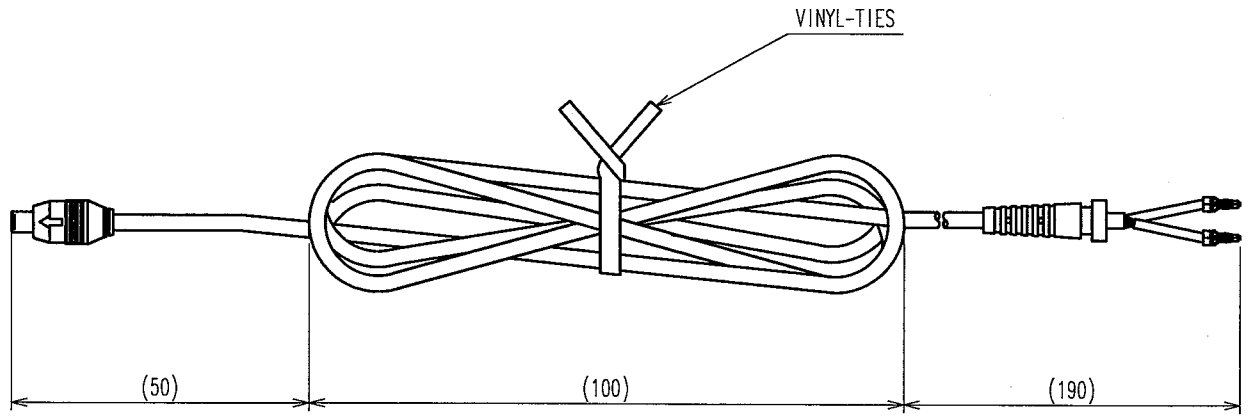

3 FIG-1 DRAWING FOR PACKING(S:FREE)

NO.	MATERIAL	FINISH, REMARKS	NO.	MATERIAL	FINISH, REMARKS
			7	POLYVINYLCHOLORIDE	(BLACK) UL94V-0
3	BRASS		6	2	CABLE WITH BUSHING AND BOAD IN CRIMP CONTACT
2	PHOSPHOR BRONZE	SILVER PLATING 2μm min.	5	POLYVINYLCHOLORIDE	(BLACK) UL94V-0
1	POLYAMIDE	(BLACK) UL94HB	4	POLYPROPYLENE	(MILKY-WHITE)UL94V-0

CODE NO.(OLD)	DRAWN	DESIGNED	CHECKED	APPROVED	RELEASED
	E.Yumino 06.01.23	G.Yamada 06.01.23	T.Akiyama 06.01.23	M.Sato 06.01.23	

TO
AMC

SCALE 2 : 1
UNITS mm

DRAWING NO. EDC3-111441-71

HRS HIROSE ELECTRIC CO.,LTD.

PART NO. RP34L-5PA-2SC(1857)(71)

CODE NO. CL113-5153-3-71

1/1

FORM NO.229