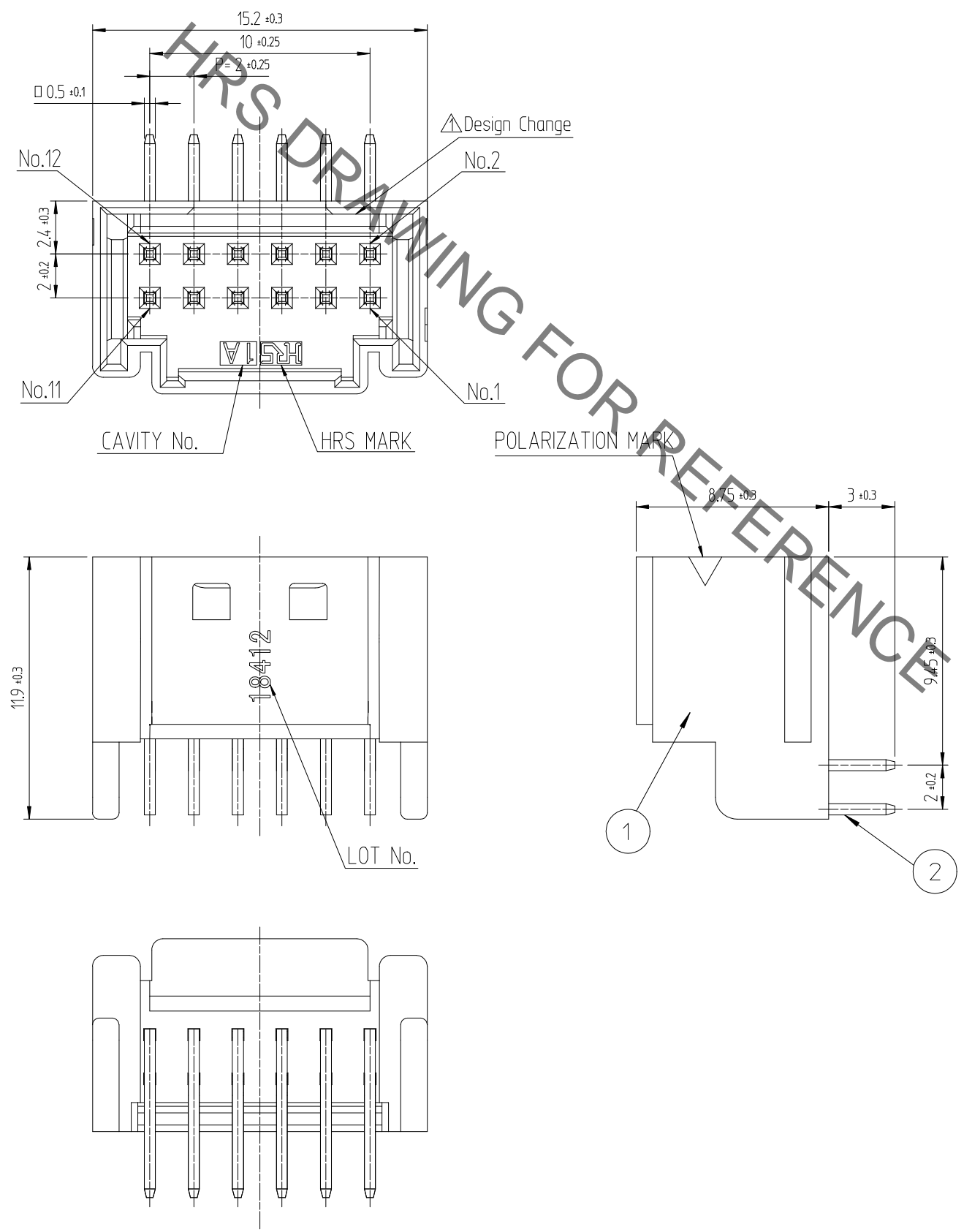
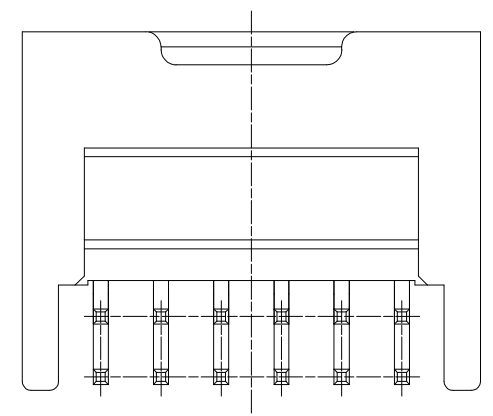
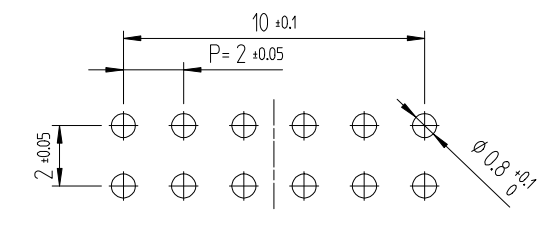


Oct.1.2020 Copyright 2020 HIROSE ELECTRIC CO., LTD. All Rights Reserved.
In case of consideration for using Automotive equipment / device which demand high reliability, kindly contact our sales window

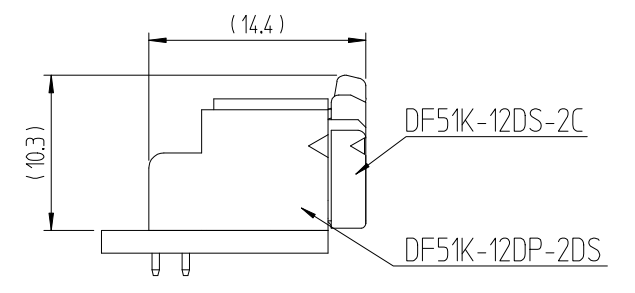
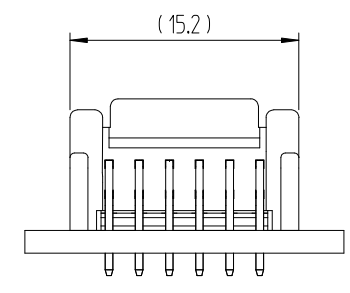


△數 COUNT	訂正事項 DESCRIPTION OF REVISIONS	擔當 B Y	檢圖 CHKD	年月日 DATE	△數 COUNT	訂正事項 DESCRIPTION OF REVISIONS	擔當 B Y	檢圖 CHKD	年月日 DATE
1	RE-6-1150	K.I.Y	L.S.M	18. 07. 04					
1	RE-6-1579	K.I.Y	L.S.M	20. 01. 23					

RECOMMENDED LAND PATTERN (FREE)
(PCB THICKNESS t=1.6mm)



ENGAGEMENT FIGURE (2:1)



NOTE 1. 1PACK CONTAINS 200PCS.
2. ()DIMENSIONS ARE ONLY REFERENCE.
△ 3. UL(File No. E132750) AUTHORIZATION ARTICLE.
C-UL(File No. E132750) AUTHORIZATION ARTICLE.



1	PBT	UL94V-0, BLACK	2	BRASS	GOLD PLATING 0.1μm MIN, OVER NICKEL 0.5μm MIN
NO.	MATERIAL	FINISH,REMARKS	NO.	MATERIAL	FINISH,REMARKS
CODE NO. (OLD)			DRAWN	DESIGNED	CHECKED
			CHOI 18.03.02 J.S	CHOI 18.03.02 J.S	LIM 18.03.02 S.M
			APPROVED		RELEASED
			KANG 18.03.02 T.S		ENG 20.02.12 DEPT
DRAWING NO. EDC3-632480			PART NO. DF51K-12DP-2DS (805)		
SCALE 4:1			CODE NO. CL 6652-0054-8-805		
UNITS mm			1/1		