Apr.1.2024 Copyright 2024 HIROSE ELECTRIC CO., LTD. All Rights Reserved.
In case of consideration for using Automotive equipment / device which demand high reliability, kindly contact our sales window correspondents.

	COUNT	DESCRIPTION OF REVISIONS	BY	CHKD	DATE		COUNT	DESCRIPTION OF REVISIONS	BY	CHKD	DATE
△					. .	△					. .
△					. .	△					. .
△					. .	△					. .

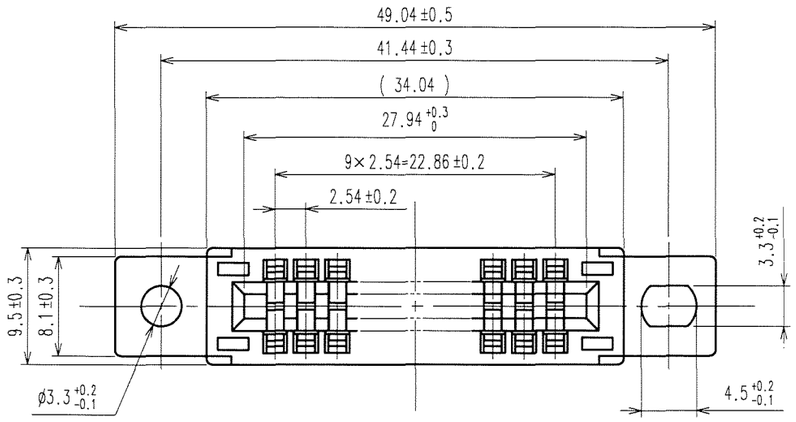

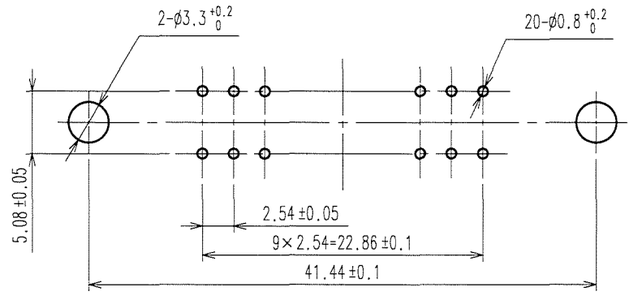

RECOMMENDED PC BOARD HOLE PATTERN(t=1.6±0.1)

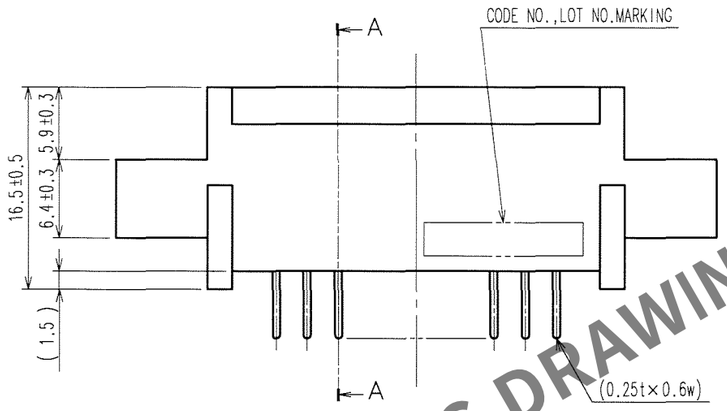

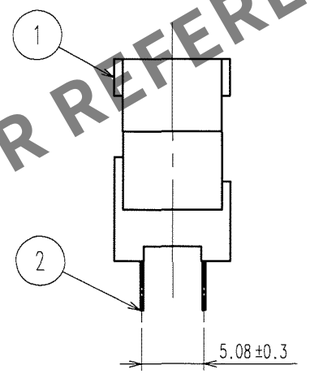

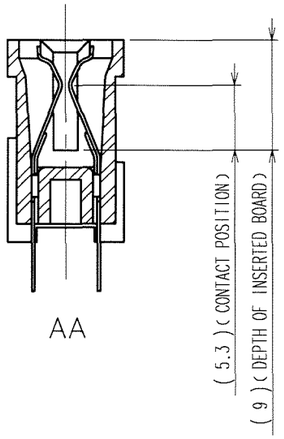

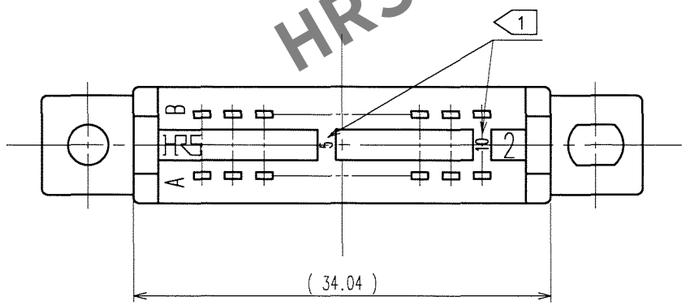

HRS DRAWING FOR REFERENCE

NO.	MATERIAL	FINISH, REMARKS
2	PHOSPHOR BRONZE	CONTACT AREA:Ni2.5μm+Au0.05μm DIP AREA: Ni2.5μm+Sn2μm
1	PBT	BLACK UL94V-0

NOTE 1 CONTACT NO.(5,10)
2 A POLARIZING KEY INSERTED BETWEEN THE FOLLOWING CONTACT POSITIONS. (3~4),(8~9)

CODE NO.(OLD)	DRAWN	DESIGNED	CHECKED	APPROVED	RELEASED
CL	H.Sugimura 07.05.17	H.Sugimura 07.05.17	07.05.18	07.05.18	. .

SCALE 2 : 1	DRAWING NO. EDC3-018701-01	PART NO. CR22-20D-2.54DS(70)
UNITS mm	HRS HIROSE ELECTRIC CO., LTD	CODE NO. CL522-0063-9-70 1/1

FORM NO.229

TO
PCK