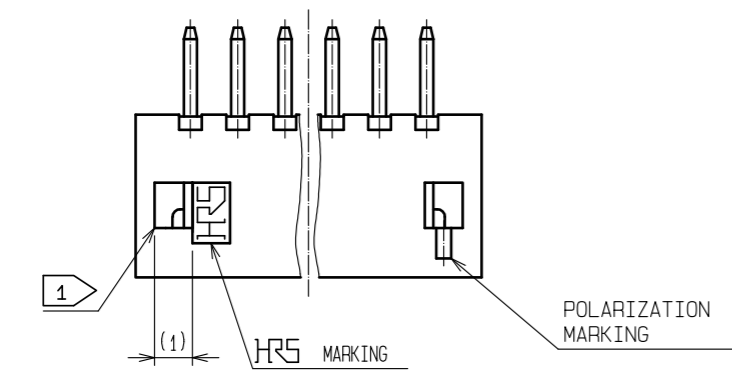
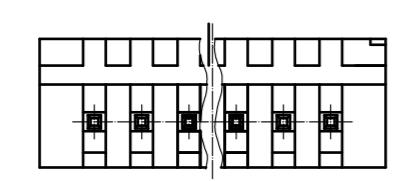
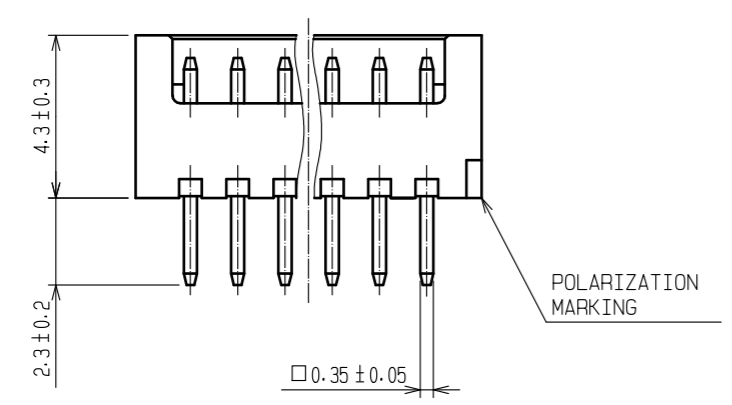
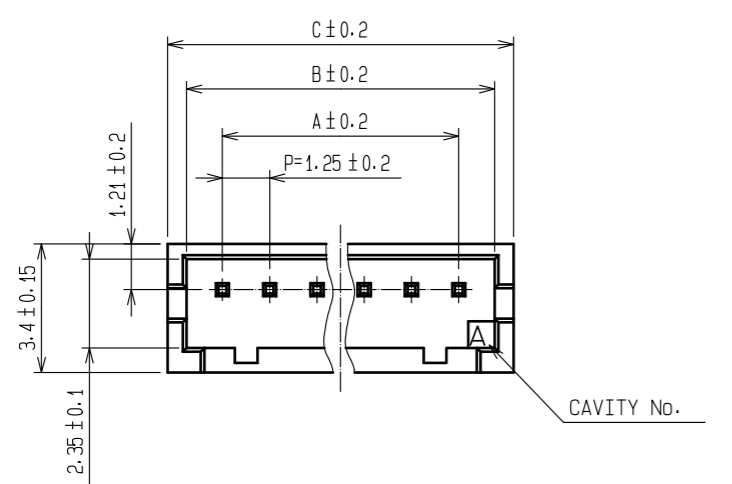
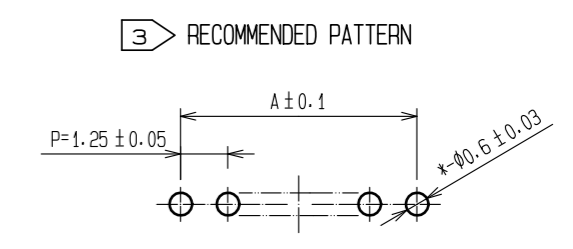
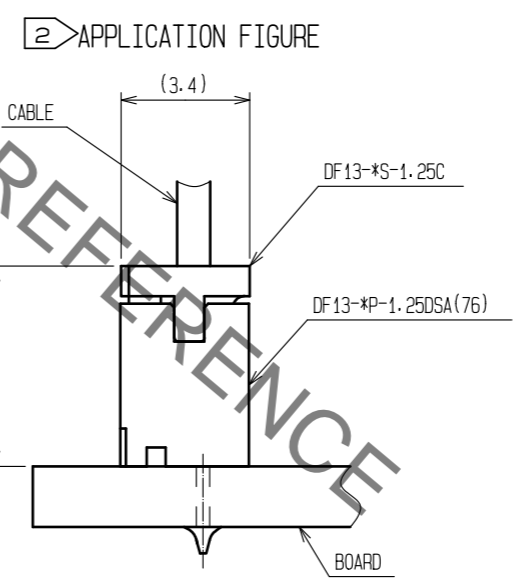


Sep.1.2019 Copyright 2019 HIROSE ELECTRIC CO., LTD. All Rights Reserved.
In case of consideration for using Automotive equipment / device which demand high reliability, kindly contact our sales window correspondents.



HRS DRAWING FOR REFERENCE

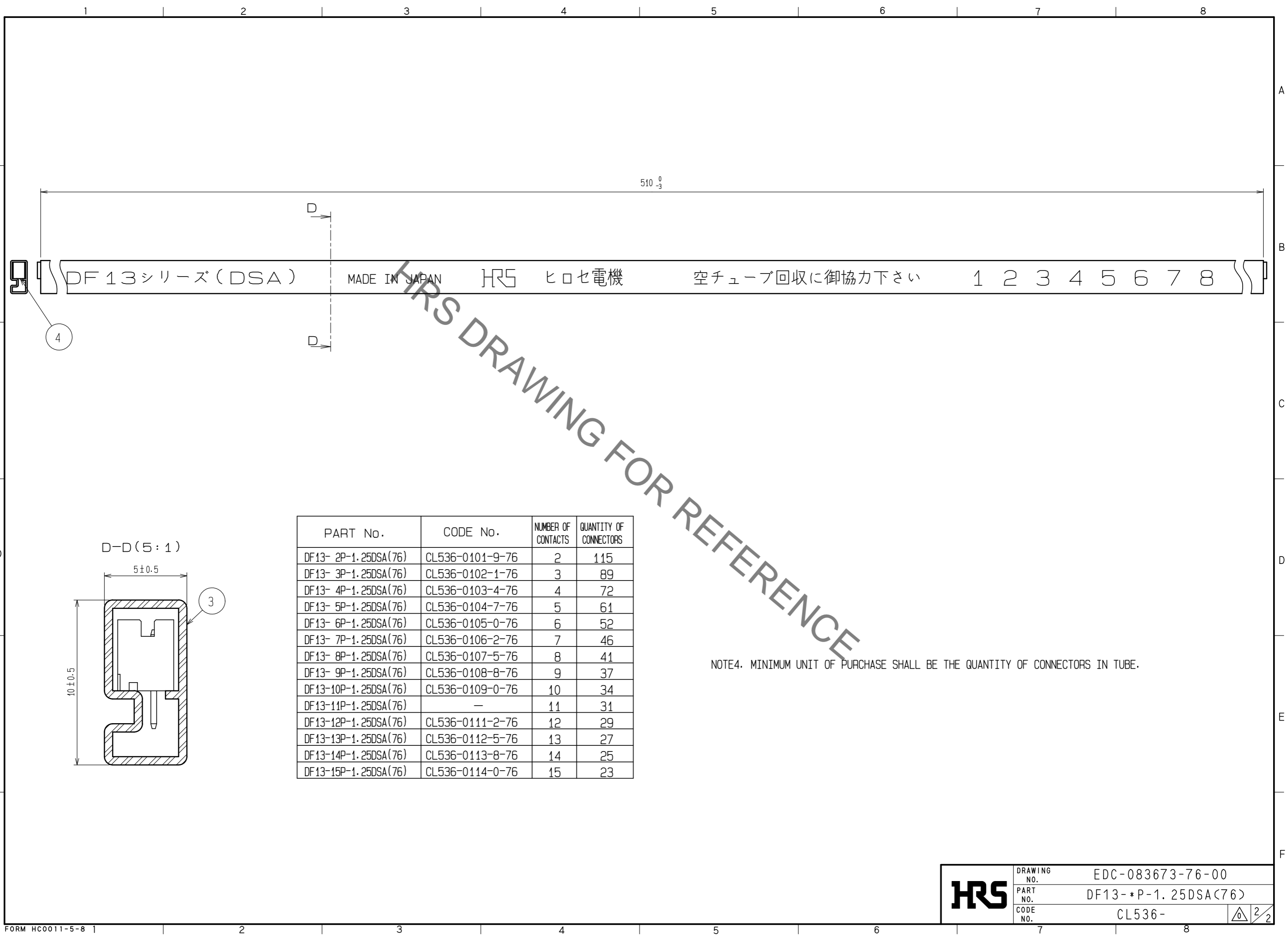
PART No.	CODE No.	NUMBER OF CONTACTS	A	B	C
DF13- 2P-1.25DSA (76)	CL536-0101-9-76	2	1.25	3.15	4.15
DF13- 3P-1.25DSA (76)	CL536-0102-1-76	3	2.5	4.4	5.4
DF13- 4P-1.25DSA (76)	CL536-0103-4-76	4	3.75	5.65	6.65
DF13- 5P-1.25DSA (76)	CL536-0104-7-76	5	5	6.9	7.9
DF13- 6P-1.25DSA (76)	CL536-0105-0-76	6	6.25	8.15	9.15
DF13- 7P-1.25DSA (76)	CL536-0106-2-76	7	7.5	9.4	10.4
DF13- 8P-1.25DSA (76)	CL536-0107-5-76	8	8.75	10.65	11.65
DF13- 9P-1.25DSA (76)	CL536-0108-8-76	9	10	11.9	12.9
DF13-10P-1.25DSA (76)	CL536-0109-0-76	10	11.25	13.15	14.15
DF13-11P-1.25DSA (76)	—	11	12.5	14.4	15.4
DF13-12P-1.25DSA (76)	CL536-0111-2-76	12	13.75	15.65	16.65
DF13-13P-1.25DSA (76)	CL536-0112-5-76	13	15	16.9	17.9
DF13-14P-1.25DSA (76)	CL536-0113-8-76	14	16.25	18.15	19.15
DF13-15P-1.25DSA (76)	CL536-0114-0-76	15	17.5	19.4	20.4



- ① WHEN THIS CONNECTOR HAS TWO OR THREE CONTACTS, THE LOCK OF CONNECTOR SHALL BE SET AT THE CENTER OF HOUSING. IN CASE THAT THE NUMBER OF CONTACTS IS MORE THAN FOUR, THE TWO LOCKS SHALL BE SET IN ACCORDANCE WITH THE DRAWINGS.
- ② WHEN THIS CONNECTOR MATES WITH DF13-*S-1.25C, THE MATING HEIGHT IS 5.3mm.
- ③ RECOMMENDED THROUGH HOLE DIA. : Ø0.6±0.03

2	BRASS	SURFACE:GOLD PLATED 0.2µm min UNDER PLATING:NICKEL PLATED 0.5µm min	4	ELASTOMER	GREEN· STOPPER
1	POLYAMIDE	BEIGE (NATURAL) · UL94V-0	3	R. PVC	ANTI-ELECTIRICATION· CLEAER· STICK
NO.	MATERIAL	FINISH . REMARKS	NO.	MATERIAL	FINISH . REMARKS
UNITS mm		SCALE 5 : 1	COUNT	DESCRIPTION OF REVISIONS	
DESIGNED		CHECKED		DATE	
APPROVED : HS. OKAWA 18.03.20			DRAWING NO. EDC-083673-76-00		
CHECKED : TS. FUKUSHIMA 18.03.20			PART NO. DF13- * P-1. 25DSA(76)		
DESIGNED : TS. KUMAZAWA 18.03.19			CODE NO. CL536-		
DRAWN : MK. INOUE 18.03.08			1/2		

Sep.1.2019 Copyright 2019 HIROSE ELECTRIC CO., LTD. All Rights Reserved.
 In case of consideration for using Automotive equipment / device which demand high reliability, kindly contact our sales window correspondents.



PART No.	CODE No.	NUMBER OF CONTACTS	QUANTITY OF CONNECTORS
DF13- 2P-1.25DSA(76)	CL536-0101-9-76	2	115
DF13- 3P-1.25DSA(76)	CL536-0102-1-76	3	89
DF13- 4P-1.25DSA(76)	CL536-0103-4-76	4	72
DF13- 5P-1.25DSA(76)	CL536-0104-7-76	5	61
DF13- 6P-1.25DSA(76)	CL536-0105-0-76	6	52
DF13- 7P-1.25DSA(76)	CL536-0106-2-76	7	46
DF13- 8P-1.25DSA(76)	CL536-0107-5-76	8	41
DF13- 9P-1.25DSA(76)	CL536-0108-8-76	9	37
DF13-10P-1.25DSA(76)	CL536-0109-0-76	10	34
DF13-11P-1.25DSA(76)	—	11	31
DF13-12P-1.25DSA(76)	CL536-0111-2-76	12	29
DF13-13P-1.25DSA(76)	CL536-0112-5-76	13	27
DF13-14P-1.25DSA(76)	CL536-0113-8-76	14	25
DF13-15P-1.25DSA(76)	CL536-0114-0-76	15	23

HRS DRAWING FOR REFERENCE

NOTE4. MINIMUM UNIT OF PURCHASE SHALL BE THE QUANTITY OF CONNECTORS IN TUBE.

HRS	DRAWING NO.	EDC-083673-76-00	
	PART NO.	DF13-*P-1.25DSA(76)	
	CODE NO.	CL536-	2/2