May.1.2024 Copyright 2024 HIROSE ELECTRIC CO., LTD. All Rights Reserved.
In case of consideration for using Automotive equipment / device which demand high reliability, kindly contact our sales window correspondents.

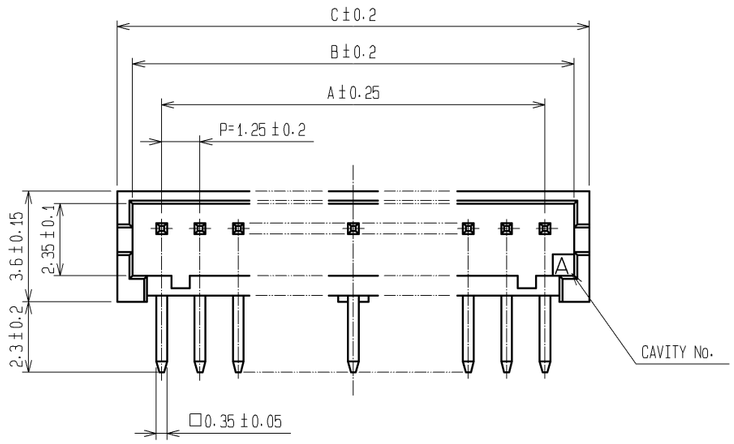

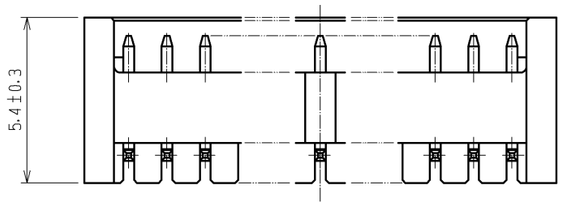

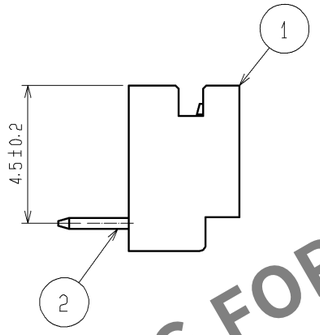

PART No.	CODE No.	NUMBER OF CONTACTS	A	B	C
DF13- 2P-1.25DS(20)	CL536-0151-7-20	2	1.25	3.15	4.15
DF13- 3P-1.25DS(20)	CL536-0152-0-20	3	2.50	4.40	5.40
DF13- 4P-1.25DS(20)	CL536-0153-2-20	4	3.75	5.65	6.65
DF13- 5P-1.25DS(20)	CL536-0154-5-20	5	5.00	6.90	7.90
DF13- 6P-1.25DS(20)	CL536-0155-8-20	6	6.25	8.15	9.15
DF13- 7P-1.25DS(20)	CL536-0156-0-20	7	7.50	9.40	10.40
DF13- 8P-1.25DS(20)	CL536-0157-3-20	8	8.75	10.65	11.65
DF13- 9P-1.25DS(20)	CL536-0158-6-20	9	10.00	11.90	12.90
DF13-10P-1.25DS(20)	CL536-0159-9-20	10	11.25	13.15	14.15
DF13-11P-1.25DS(20)	CL536-0160-8-20	11	12.50	14.40	15.40
DF13-12P-1.25DS(20)	CL536-0161-0-20	12	13.75	15.65	16.65
DF13-14P-1.25DS(20)	CL536-0163-6-20	14	16.25	18.15	19.15
DF13-15P-1.25DS(20)	CL536-0164-9-20	15	17.50	19.40	20.40

HRS DRAWING FOR REFERENCE

3 RECOMMENDED PATTERN

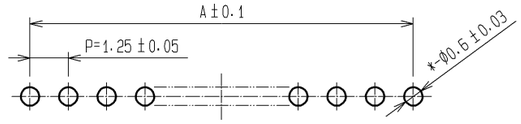

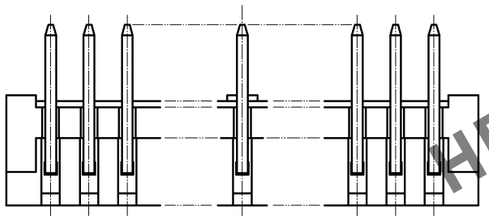

2 APPLICATION FIGURE

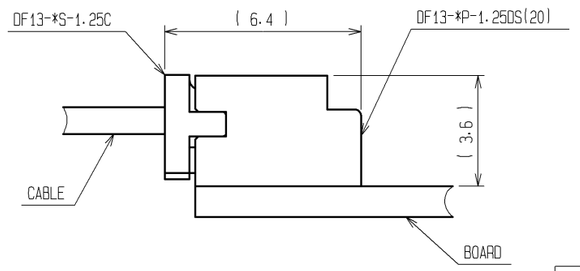

1 WHEN THIS CONNECTOR HAS TWO OR THREE CONTACTS, THE LOCK OF CONNECTOR SHALL BE SET AT THE CENTER OF HOUSING. IN CASE THAT THE NUMBER OF CONTACTS IS MORE THAN FOUR, THE TWO LOCKS SHALL BE SET IN ACCORDANCE WITH THE DRAWINGS.

2 WHEN THIS CONNECTOR MATES WITH DF13-*S-1.25C, THE MATING LENGTH IS 6.4mm.

3 RECOMMENDED DIP POST DIA. : Ø0.6±0.03

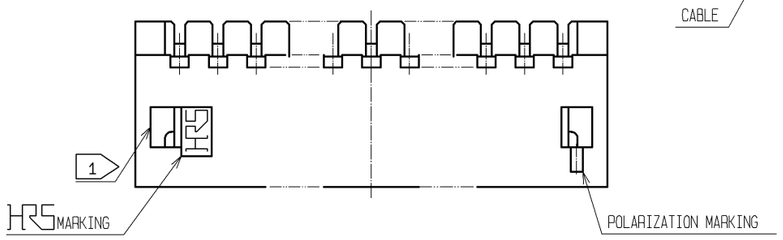

NO.	MATERIAL	FINISH , REMARKS	NO.	MATERIAL	FINISH , REMARKS
2	BRASS	SURFACE:TIN PLATED 1μm min.	4	ELASTOMER △1	STOPPER, GRAY
1	POLYAMIDE	BEIGE(NATURAL), UL94V-0	3	P S △1	ELECTROSTATIC PROTECTION, CLEAR

UNITS	SCALE		COUNT	DESCRIPTION OF REVISIONS	DESIGNED	CHECKED	DATE
mm	5 : 1	△1	2	DIS-H-002247	TS. KUMAZAWA	HK. UMEHARA	07. 07. 17

HIROSE ELECTRIC CO., LTD.

APPROVED	: TY. OMA	06. 09. 25
CHECED	: HK. UMEHARA	06. 09. 25
DESIGNED	: TS. KUMAZAWA	06. 09. 25
DRAWN	: AK. MIURA	06. 09. 21

DRAWING NO.	EDC3-162420-03
PART NO.	DF13-*P-1.25DS(20)
CODE NO.	CL536- △1 1/2

FORM NO. 229-1

May.1.2024 Copyright 2024 HIROSE ELECTRIC CO., LTD. All Rights Reserved.
In case of consideration for using Automotive equipment / device which demand high reliability, kindly contact our sales window correspondents.

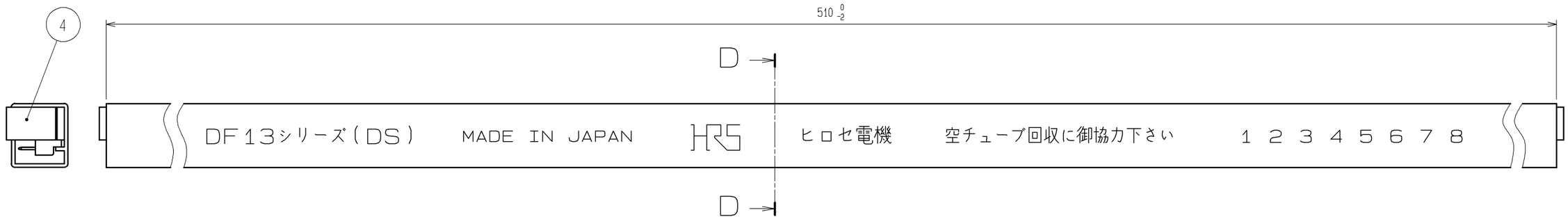

D−D(10:1)

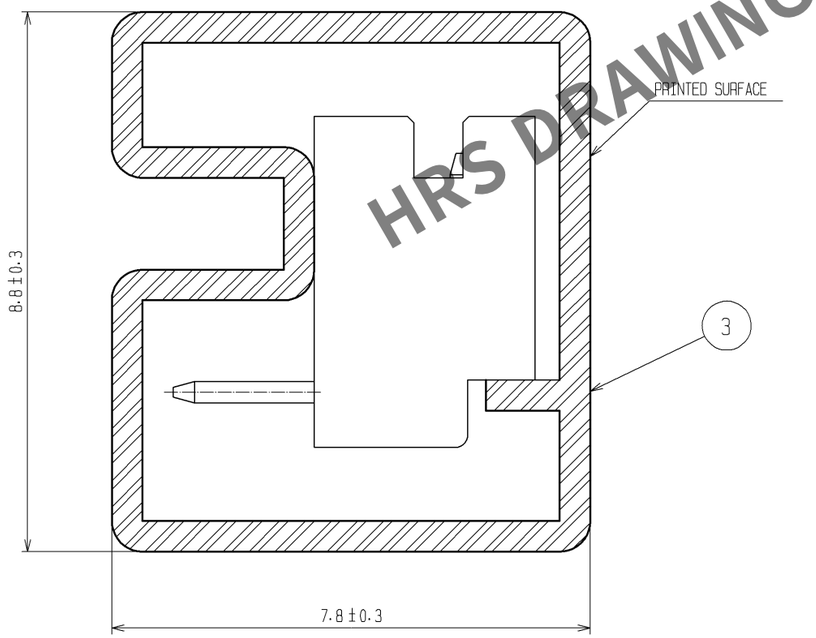

HRS DRAWING FOR REFERENCE

PART No.	CODE No.	NUMBER OF CONTACTS	QUANTITY OF CONNECTOR
DF13- 2P-1.25DS(20)	CL536-0151-7-20	2	115
DF13- 3P-1.25DS(20)	CL536-0152-0-20	3	89
DF13- 4P-1.25DS(20)	CL536-0153-2-20	4	72
DF13- 5P-1.25DS(20)	CL536-0154-5-20	5	61
DF13- 6P-1.25DS(20)	CL536-0155-8-20	6	52
DF13- 7P-1.25DS(20)	CL536-0156-0-20	7	46
DF13- 8P-1.25DS(20)	CL536-0157-3-20	8	41
DF13- 9P-1.25DS(20)	CL536-0158-6-20	9	37
DF13-10P-1.25DS(20)	CL536-0159-9-20	10	34
DF13-11P-1.25DS(20)	CL536-0160-8-20	11	31
DF13-12P-1.25DS(20)	CL536-0161-0-20	12	29
DF13-14P-1.25DS(20)	CL536-0163-6-20	14	25
DF13-15P-1.25DS(20)	CL536-0164-9-20	15	23

NOTE4. MINIMUM UNIT OF PURCHASE SHALL BE THE QUANTITY OF CONNECTORS IN TUBE.

HRS	DRAWING NO.	EDC3-162420-03
	PART NO.	DF13-*P-1.25DS(20)
	CODE NO.	CL536- △1 2/2