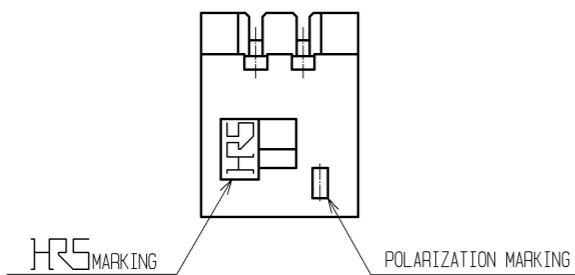
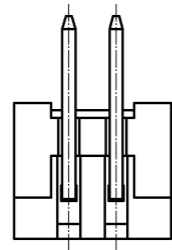
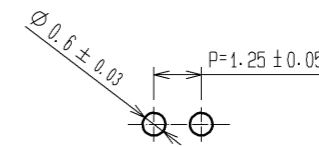
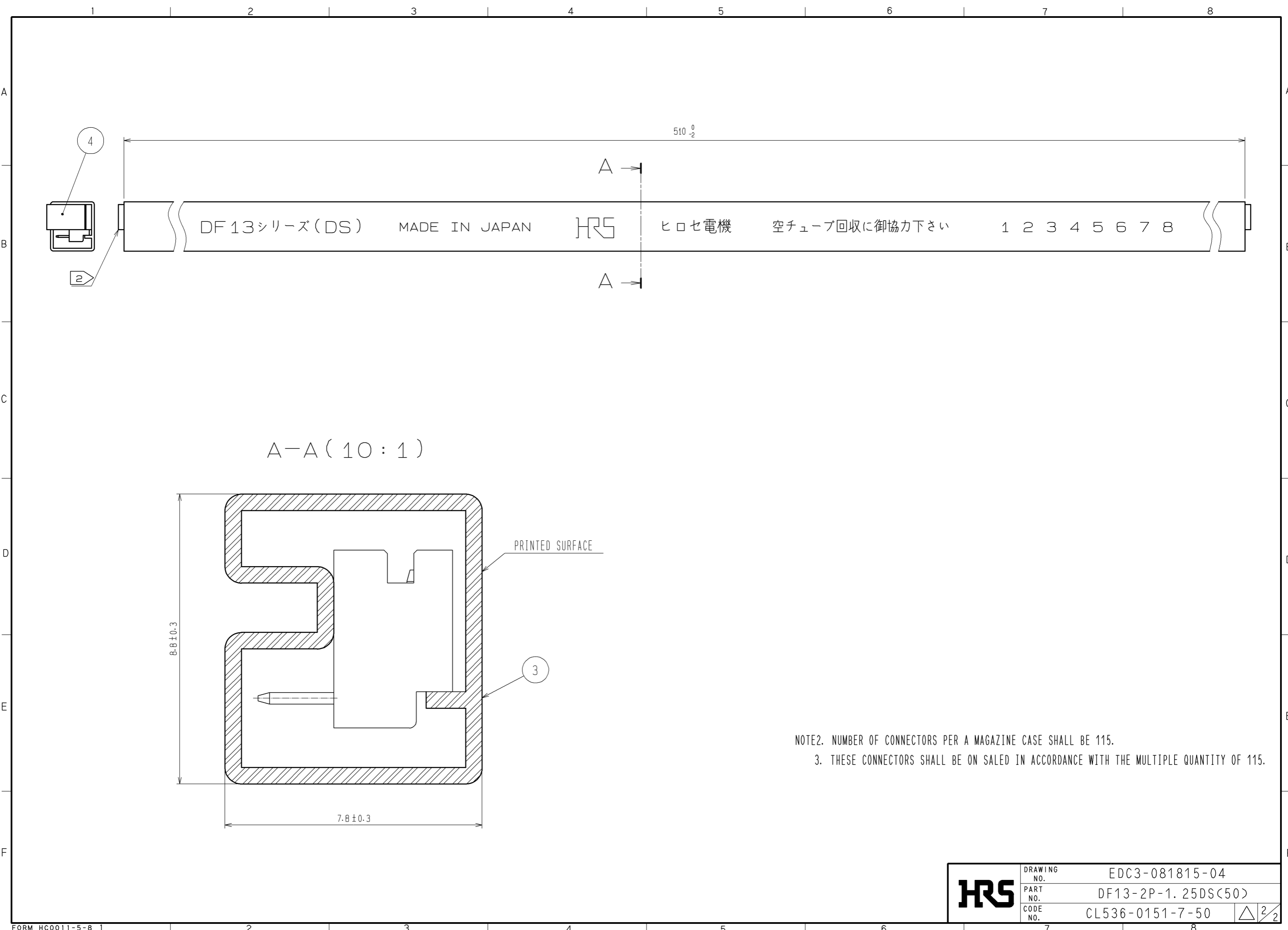


RECOMMENDED PATTERN(BOARD THICKNESS: 1±0.1mm)



NOTE 1 WHEN THIS CONNECTOR MATES WITH DF13-2S-1.25C, THE MATING LENGTH IS 6.4mm.

2	BRASS	SURFACE:GOLD PLATED 0.2μm min. UNDER:NICKEL PLATED 0.5μm min.	4	ELASTOMER	STOPPER, GRAY			
1	POLYAMIDE	BEIGE(NATURAL), UL94V-0	3	P S	ELECTROSTATIC PROTECTION, CLEAR			
NO.	MATERIAL	FINISH, REMARKS	NO.	MATERIAL	FINISH, REMARKS			
UNITS mm		SCALE 5 : 1		COUNT	DESCRIPTION OF REVISIONS	DESIGNED	CHECKED	DATE
HRS HIROSE ELECTRIC CO., LTD.		APPROVED : TS. SAKATA	08.04.01	DRAWING NO. EDC3-081815-04				
		CHECED : HK. UMEHARA	08.04.01	PART NO. DF13-2P-1.25DS(50)				
		DESIGNED : TS. KUMAZAWA	08.04.01	CODE NO. CL536-0151-7-50				
		DRAWN : YK. NAKATSU	08.02.29					



NOTE2. NUMBER OF CONNECTORS PER A MAGAZINE CASE SHALL BE 115.
 3. THESE CONNECTORS SHALL BE ON SALED IN ACCORDANCE WITH THE MULTIPLE QUANTITY OF 115.

HRS	DRAWING NO.	EDC3-081815-04
	PART NO.	DF13-2P-1.25DS<50>
	CODE NO.	CL536-0151-7-50
		△ 2/2