Apr.1.2024 Copyright 2024 HIROSE ELECTRIC CO., LTD. All Rights Reserved.
In case of consideration for using Automotive equipment / device which demand high reliability, kindly contact our sales window correspondents.

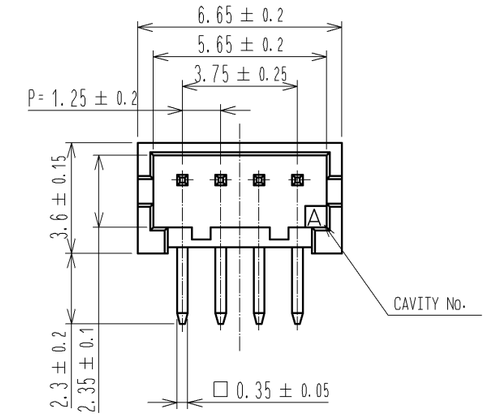

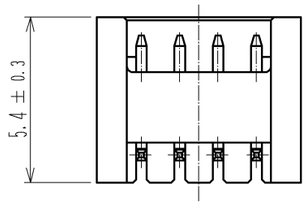

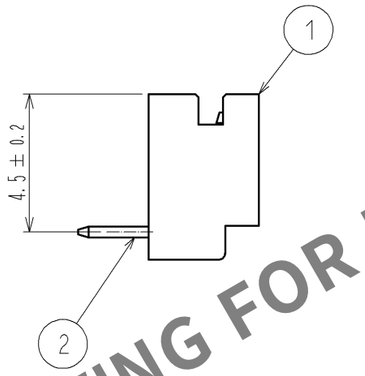

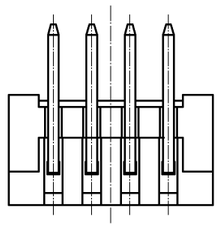

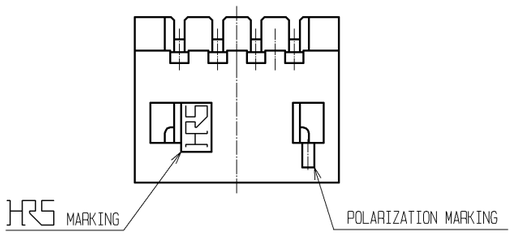

1 APPLICATION FIGURE

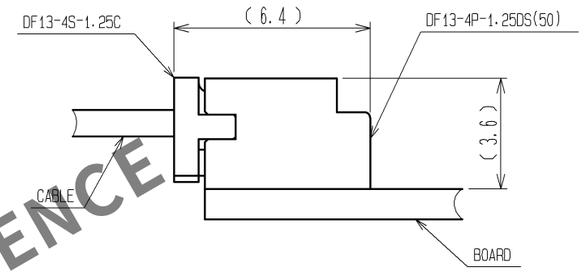

RECOMMENDED PATTERN (BOARD THICKNESS 1mm)

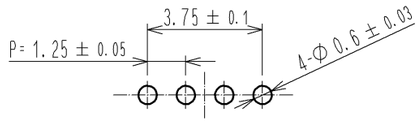

NOTE 1 WHEN THIS CONNECTOR MATES WITH DF13-4S-1.25C, THE MATING LENGTH IS 6.4mm.

HRS DRAWING FOR REFERENCE

NO.	MATERIAL	FINISH , REMARKS	NO.	MATERIAL	FINISH , REMARKS
2	BRASS	SURFACE:GOLD PLATED 0.2μm min. UNDER:NICKLE PLATED 0.5μm min.	4	ELASTOMER	STOPPER, GRAY
1	POLYAMIDE	BEIGE(NATURAL), UL94V-0	3	P S	ELECTROSTATIC PROTECTION, CLEAR

UNITS	SCALE	COUNT	DESCRIPTION OF REVISIONS	DESIGNED	CHECKED	DATE
mm	5 : 1					

HIROSE ELECTRIC CO., LTD.

APPROVED	: TS. SAKATA	08. 09. 01	DRAWING NO.	EDC3-081817-02
CHECED	: TS. KUMAZAWA	08. 08. 29	PART NO.	DF13-4P-1.25DS(50)
DESIGNED	: SN. KOBAYASHI	08. 08. 28		
DRAWN	: SN. KOBAYASHI	08. 08. 28	CODE NO.	CL536-0153-2-50 △ 1/2

Apr.1.2024 Copyright 2024 HIROSE ELECTRIC CO., LTD. All Rights Reserved.
In case of consideration for using Automotive equipment / device which demand high reliability, kindly contact our sales window correspondents.

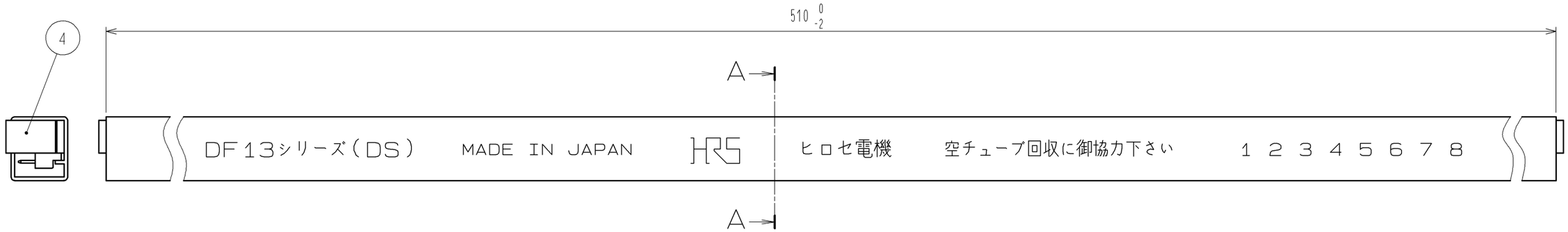

A－A（10：1）

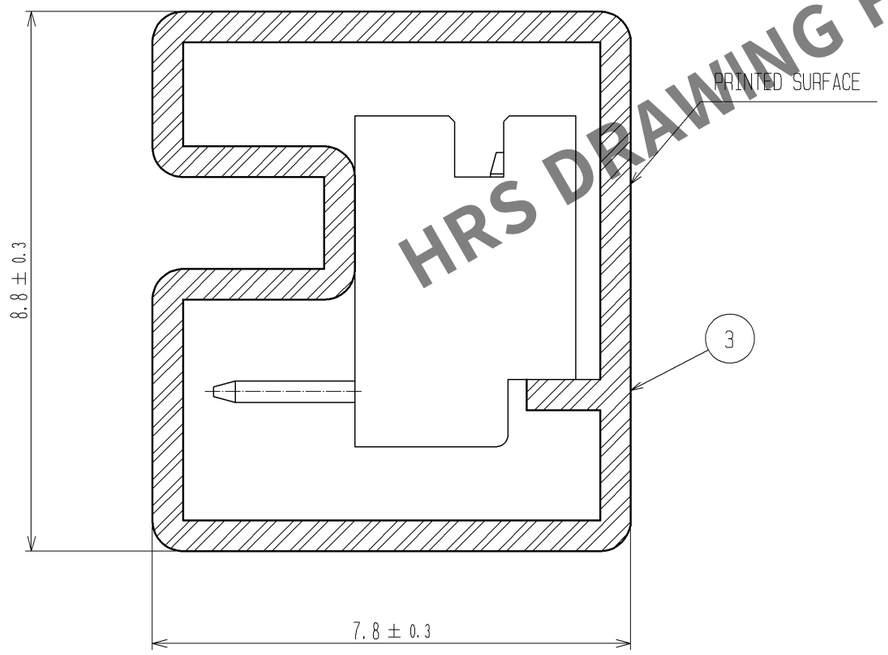

HRS DRAWING FOR REFERENCE

NOTE 2 :NUMBER OF CONNECTORS PER A MAGAZINE CASE SHALL BE 72.
3 :THESE CONNECTORS SHALL BE ON SALED IN ACCORDANCE WITH THE MULTIPLE QUANTITY OF 72.

HRS	DRAWING NO.	EDC3-081817-02
	PART NO.	DF13-4P-1.25DS(50)
	CODE NO.	CL536-0153-2-50 △ 2/2