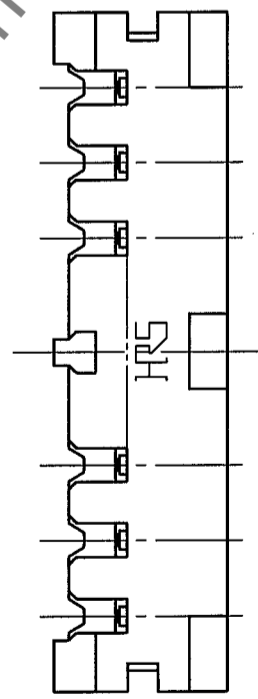
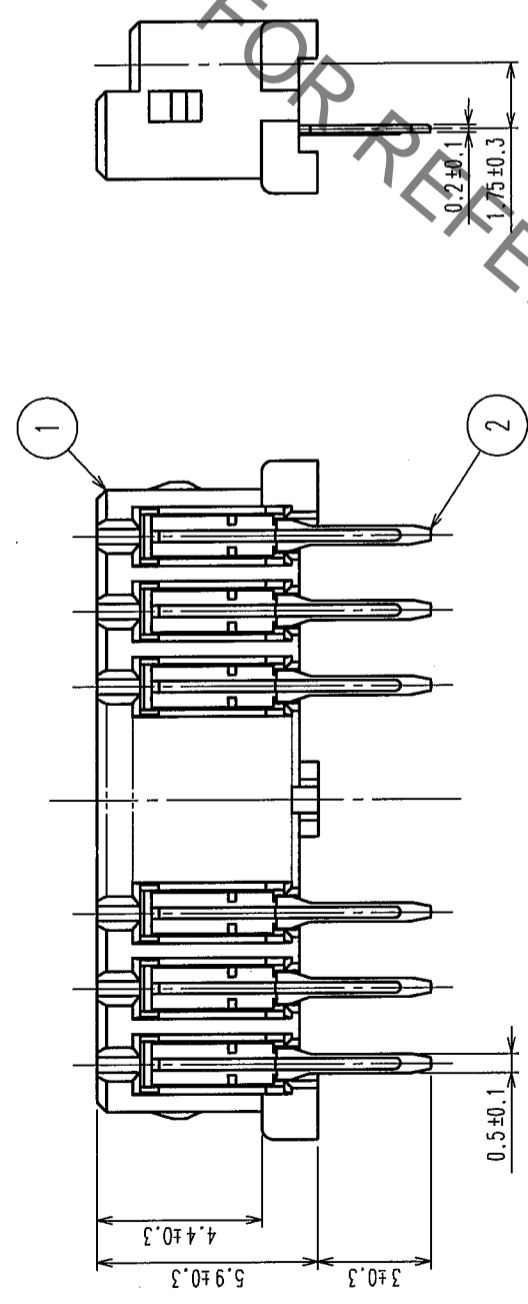
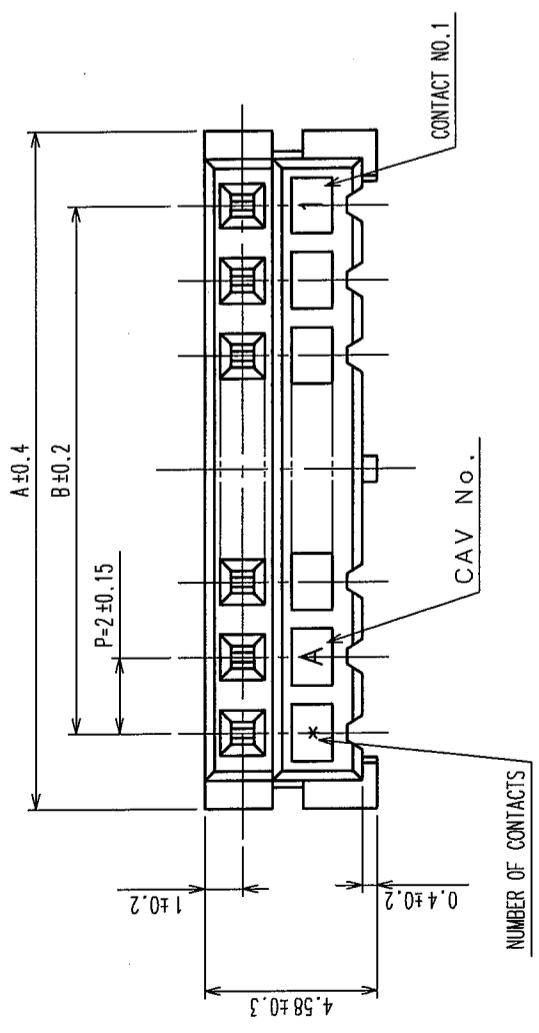


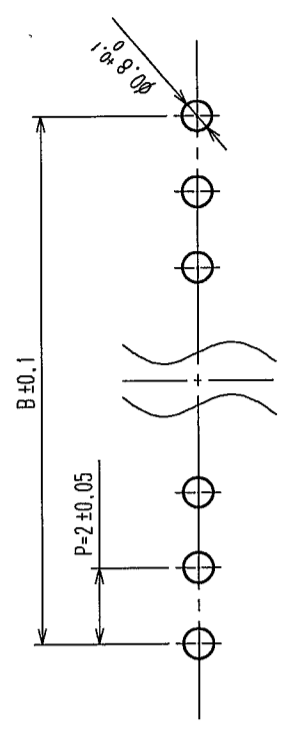
May.1.2023 Copyright 2023 HIROSE ELECTRIC CO., LTD. All Rights Reserved.
 In case of consideration for using Automotive equipment / device which demand high reliability, kindly contact our sales window correspondents.

COUNT	DESCRIPTION OF REVISIONS	BY	CHKD	DATE	COUNT	DESCRIPTION OF REVISIONS	BY	CHKD	DATE
△					△				
△					△				
△					△				



CODE NO.	PART NO.	NUMBER OF CONTACT	A	B
CL543-0048-6-55	DF3-2S-2DSA(55)	2	6.0	2.0
CL543-0049-9-55	DF3-3S-2DSA(55)	3	8.0	4.0
CL543-0050-8-55	DF3-4S-2DSA(55)	4	10.0	6.0
CL543-0051-0-55	DF3-5S-2DSA(55)	5	12.0	8.0
CL543-0052-3-55	DF3-6S-2DSA(55)	6	14.0	10.0
CL543-0053-6-55	DF3-7S-2DSA(55)	7	16.0	12.0
CL543-0054-9-55	DF3-8S-2DSA(55)	8	18.0	14.0
CL543-0055-1-55	DF3-9S-2DSA(55)	9	20.0	16.0
CL543-0056-4-55	DF3-10S-2DSA(55)	10	22.0	18.0
CL543-0057-7-55	DF3-11S-2DSA(55)	11	24.0	20.0
CL543-0058-0-55	DF3-12S-2DSA(55)	12	26.0	22.0
CL543-0059-2-55	DF3-13S-2DSA(55)	13	28.0	24.0
CL543-0060-1-55	DF3-14S-2DSA(55)	14	30.0	26.0
CL543-0061-4-55	DF3-15S-2DSA(55)	15	32.0	28.0

RECOMMENDED PATTERN



TO	

2	PHOSPHOR BRONZE	CONTACT AREA: GOLD PLATED 0.2 μm min LEAD AREA: TIN PLATED 1 μm min	4	S. PVC	STOPPER
1	POLYAMIDE	UNDER PLATING: NICKEL PLATED 1 μm min UL94V-0 (BLACK)	3	RIGID POLYVINYLCHLORIDE	ELECTROSTATIC PROTECTION, CLEAR

NO.	MATERIAL	FINISH, REMARKS	NO.	MATERIAL	FINISH, REMARKS
CODE NO. (OLD)	CL		DESIGNED	HECKED	APPROVED
DRAWN		M. Nakamoto	DESIGNED		HECKED
SCALE		'04.03.24	DESIGNED		HECKED
UNITS		mm	DESIGNED		HECKED

DRAWING NO.	EDC3-162329-11	PART NO.	DF3-S-2DSA(55)
SCALE	5 : 1	CODE NO.	CL543-
UNITS	mm		



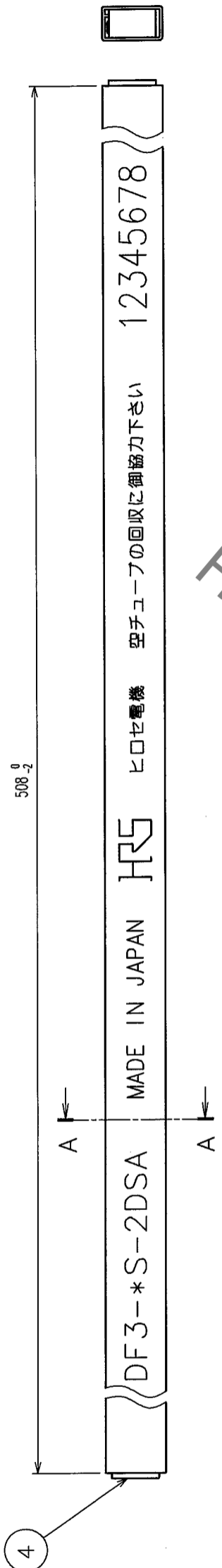
HIROSE ELECTRIC CO., LTD

CL543-

FORM NO. 229

In case of consideration for using Automotive equipment / device which demand high reliability, kindly contact our sales window correspondents.

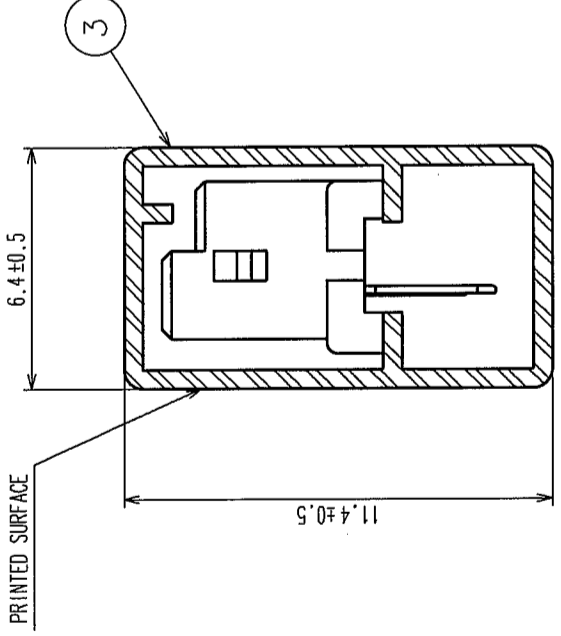
5	6	7	8
COUNT	DESCRIPTION OF REVISIONS	BY	CHKD
COUNT	DESCRIPTION OF REVISIONS	BY	CHKD
△	△	△	△
△	△	△	△
△	△	△	△



NOTES 1. NUMBER OF CONNECTORS PER A MAGAZINE CASE SHALL BE IN ACCORDANCE WITH THE LIST.

2. THESE CONNECTORS SHALL BE ON SALED IN ACCORDANCE WITH THE MULTIPLE QUANTITY ON THE LIST.

A-A(5:1)



CODE NO.	PART NO.	NUMBER OF CONNECTORS
CL543-0048-6-55	DF3- 2S-2DSA (55)	80
CL543-0049-9-55	DF3- 3S-2DSA (55)	60
CL543-0050-8-55	DF3- 4S-2DSA (55)	48
CL543-0051-0-55	DF3- 5S-2DSA (55)	40
CL543-0052-3-55	DF3- 6S-2DSA (55)	34
CL543-0053-6-55	DF3- 7S-2DSA (55)	30
CL543-0054-9-55	DF3- 8S-2DSA (55)	27
CL543-0055-1-55	DF3- 9S-2DSA (55)	24
CL543-0056-4-55	DF3-10S-2DSA (55)	21
CL543-0057-7-55	DF3-11S-2DSA (55)	20
CL543-0058-0-55	DF3-12S-2DSA (55)	18
CL543-0059-2-55	DF3-13S-2DSA (55)	17
CL543-0060-1-55	DF3-14S-2DSA (55)	16
CL543-0061-4-55	DF3-15S-2DSA (55)	15

DRAWING FOR REFERENCE

NO.		MATERIAL		FINISH, REMARKS		NO.		MATERIAL		FINISH, REMARKS	
CODE NO. (OLD)	CL	DRAWN	DESIGNED	CHECKED	APPROVED	RELEASED	DESIGNED	CHECKED	APPROVED	RELEASED	
		M. Nakamoto	H. Uehara	T. Nagasaki	J. Oka						
		'04.03.24	'04.03.24	'04.03.24	'04.03.25						
DRAWING NO.		PART NO.		FINISH, REMARKS		DRAWING NO.		PART NO.		FINISH, REMARKS	
EDC3-162329-11		DF3-*S-2DSA(55)				EDC3-162329-11		DF3-*S-2DSA(55)			
SCALE		FR:EE		UNITS		SCALE		FR:EE		UNITS	
				mm						mm	
HIROSE ELECTRIC CO., LTD				CL543-				2			

TO