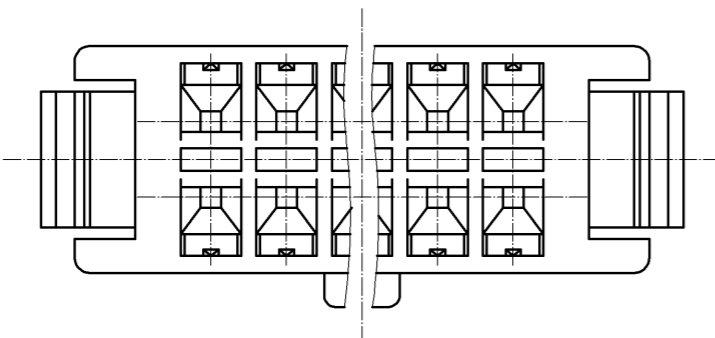
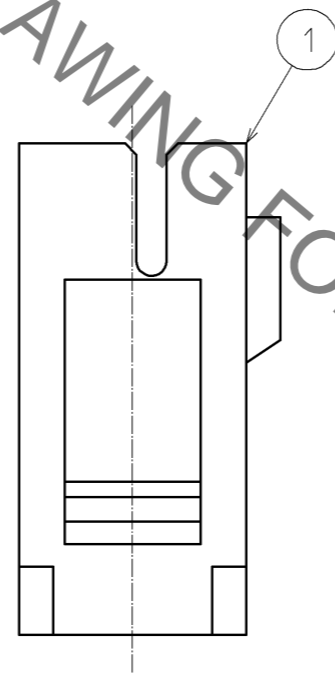
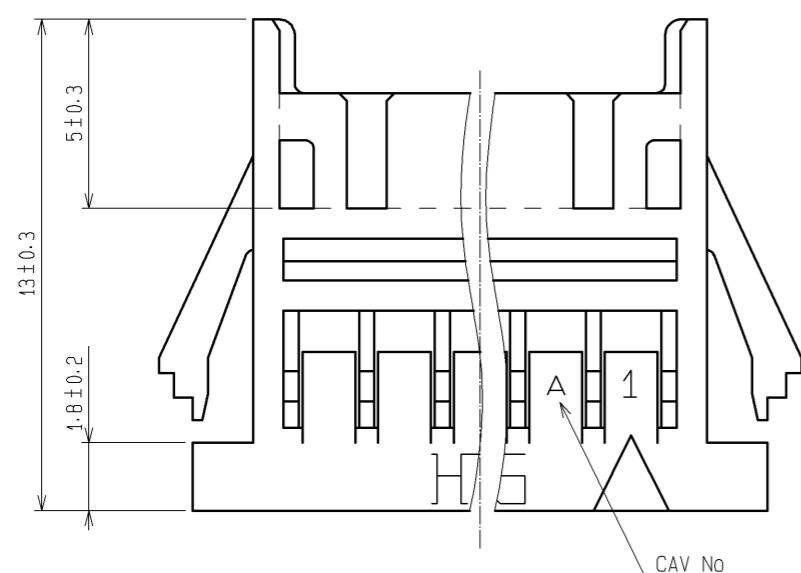
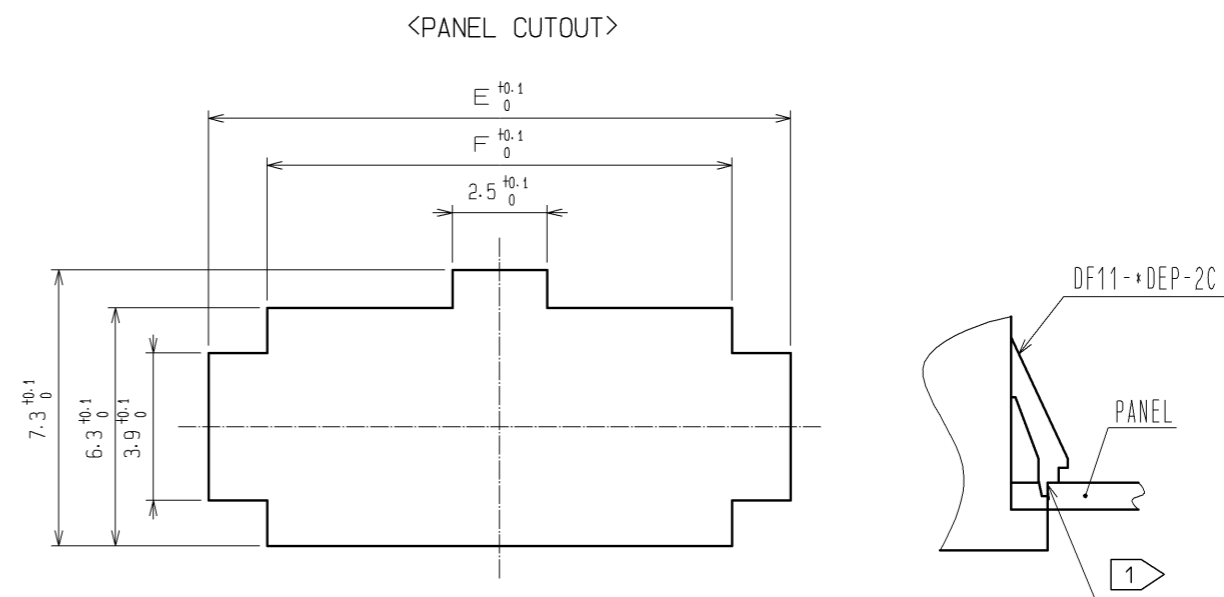
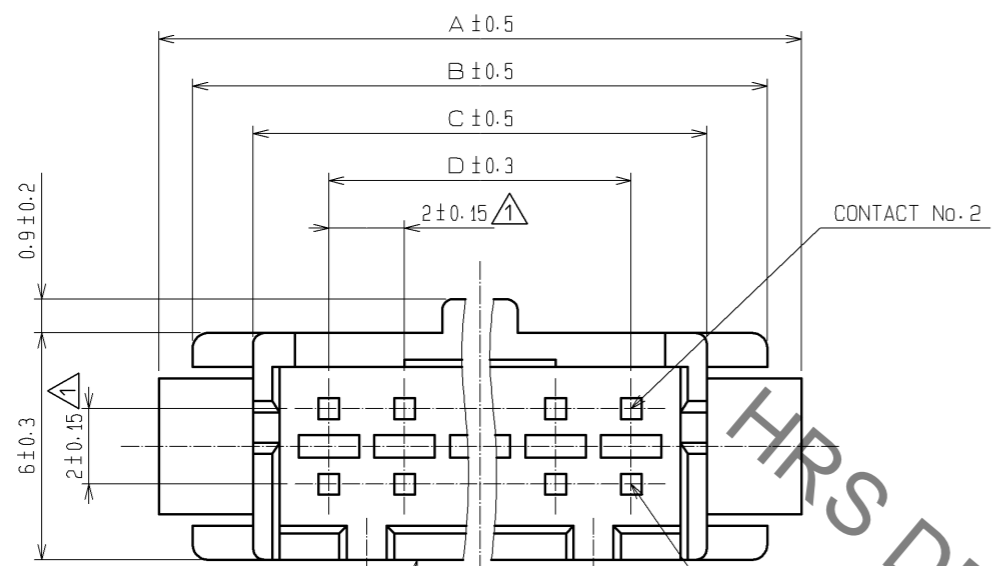


Jul.1.2020 Copyright 2020 HIROSE ELECTRIC CO., LTD. All Rights Reserved.
 In case of consideration for using Automotive equipment / device which demand high reliability, kindly contact our sales window correspondents.



NUMBER OF CONTACT	HRS No.	A	B	C	D	E	F
4	CL543-0619-5	11.0	9.2	6.0	2.0	9.4	6.3
6	CL543-0620-4	13.0	11.2	8.0	4.0	11.4	8.3
8	CL543-0621-7	15.0	13.2	10.0	6.0	13.4	10.3
10	CL543-0622-0	17.0	15.2	12.0	8.0	15.4	12.3
12	CL543-0623-2	19.0	17.2	14.0	10.0	17.4	14.3
14	CL543-0624-5	21.0	19.2	16.0	12.0	19.4	16.3
16	CL543-0625-8	23.0	21.2	18.0	14.0	21.4	18.3
18	CL543-0626-0	25.0	23.2	20.0	16.0	23.4	20.3
20	CL543-0627-3	27.0	25.2	22.0	18.0	25.4	22.3
22	CL543-0628-6	29.0	27.2	24.0	20.0	27.4	24.3
24	CL543-0629-9	31.0	29.2	26.0	22.0	29.4	26.3
25	CL543-0630-8	33.0	31.2	28.0	24.0	31.4	28.3
28	CL543-0631-0	35.0	33.2	30.0	26.0	33.4	30.3
30	CL543-0632-3	37.0	35.2	32.0	28.0	35.4	32.3
32	CL543-0633-6	39.0	37.2	34.0	30.0	37.4	34.3

- NOTE
- 1) PLEASE USE THE NON-RADIUS SIDE FOR THE PANEL HOOKING AREA.
 - 2) APPLICABLE PANEL THICKNESS IS 1.6 TO 1.0mm.
(A SLIGHT DEVIATION WILL OCCUR FOR THE THICKNESS EXCEPT FOR 1.6 AND 1.2mm.)
 - 3) LENGTH OF MATING WITH 'DF11-+DC-2C' IS 15.3mm.
 - 4) THE WALL IN CENTER DOESN'T EXIST FOR 4 AND 6 CONTACTS.

NO.	MATERIAL	FINISH . REMARKS	NO.	MATERIAL	FINISH . REMARKS
			1	PORYAMIDE	UL94V-0(BLACK)
UNITS mm		SCALE 5 : 1	COUNT 3	DESCRIPTION OF REVISIONS DIS-H-004178	DESIGNED YK. NAKATSU
		APPROVED : KJ. KATAYOSE	05.01.05	DRAWING NO.	EDC3-081880-01
HIROSE ELECTRIC CO., LTD.		CHECKED : TY. OMA	05.01.05	PART NO.	DF11-+DEP-2C
		DESIGNED : IO. DENPOUYA	05.01.05	CODE NO.	CL543-
		DRAWN : IO. DENPOUYA	05.01.05		
					DATE 09.09.14
					CHECKED TS. FUKUSHIMA