Apr.1.2024 Copyright 2024 HIROSE ELECTRIC CO., LTD. All Rights Reserved.
In case of consideration for using Automotive equipment / device which demand high reliability, kindly contact our sales window correspondents.

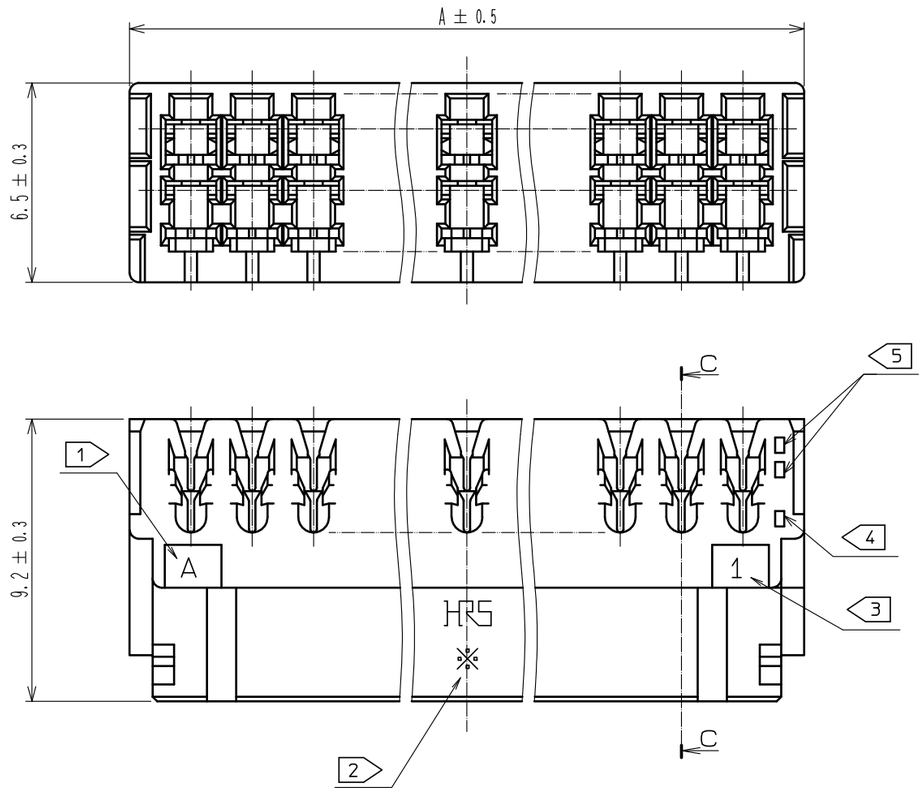

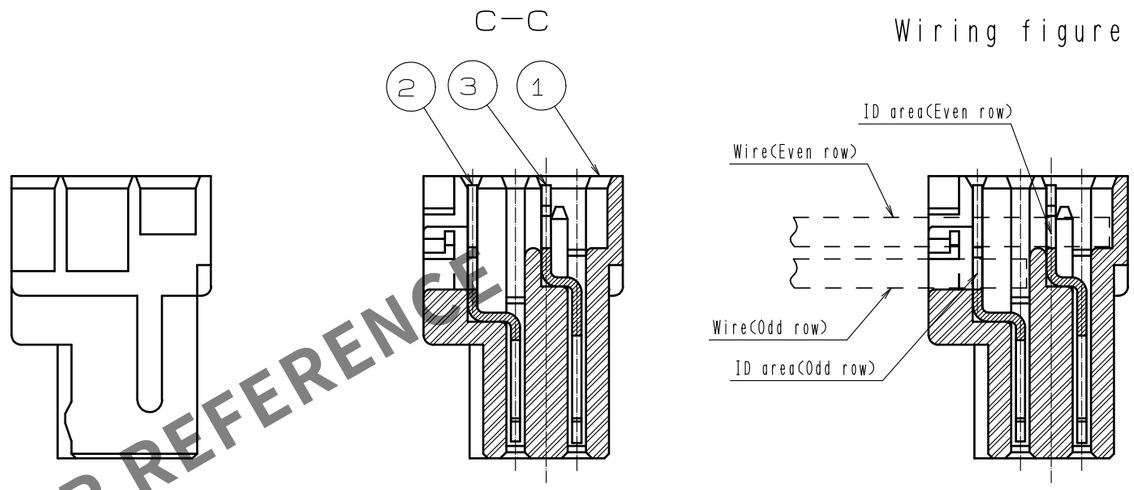

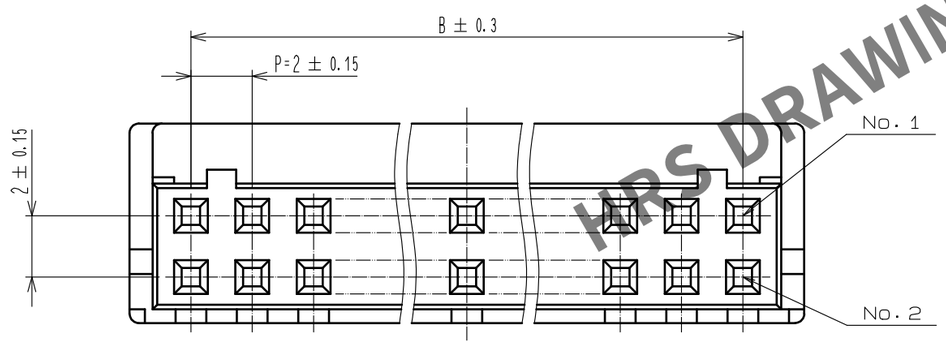

HRS No.	Part No.	A	B
543-0652-0-53	DF11-4DS-2R26(53)	6	2
	DF11-6DS-2R26(53)	8	4
543-0654-6-53	DF11-8DS-2R26(53)	10	6
	DF11-10DS-2R26(53)	12	8
	DF11-12DS-2R26(53)	14	10
	DF11-14DS-2R26(53)	16	12
	DF11-16DS-2R26(53)	18	14
	DF11-18DS-2R26(53)	20	16
543-0660-9-53	DF11-20DS-2R26(53)	22	18
	DF11-22DS-2R26(53)	24	20
543-0662-4-53	DF11-24DS-2R26(53)	26	22
	DF11-26DS-2R26(53)	28	24
543-0664-0-53	DF11-28DS-2R26(53)	30	26
	DF11-30DS-2R26(53)	32	28
	DF11-32DS-2R26(53)	34	30

Applicable wire	Core construction	Insulation OD
UL1061 AWG26	7/0.16	0.95~1.05

Notes
1. Cavity No.
2. Contact position.
3. Indication of contact No.1
4. Indication of odd row.
5. Indication of even row.

NO.	MATERIAL	FINISH , REMARKS	NO.	MATERIAL	FINISH , REMARKS
2	Phosphor bronze	Contact area:Gold plated 0.5μm min ID area:Tin plated 1μm min Under plating:Nickel plated 0.5μm min	3	Phosphor bronze	Contact area:Gold plated 0.5μm min ID area:Tin plated 1μm min Under plating:Nickel plated 0.5μm min
1	Polyamide	Black, UL94V-0			

UNITS	SCALE	COUNT	DESCRIPTION OF REVISIONS	DESIGNED	CHECKED	DATE
mm	5 : 1	0				

HIROSE ELECTRIC CO., LTD.

APPROVED	HS. OKAWA	17.01.17	DRAWING NO.	EDC-315862-53-00
CHECKED	TS. FUKUSHIMA	17.01.17	PART NO.	DF11-*DS-2R26(53)
DESIGNED	MI. SAKIMURA	17.01.17	CODE NO.	CL543-
DRAWN	MI. SAKIMURA	17.01.17		0 1/1

HRS DRAWING FOR REFERENCE