







Sep.1.2019 Copyright 2019 HIROSE ELECTRIC CO., LTD. All Rights Reserved.  
In case of consideration for using Automotive equipment / device which demand high reliability, kindly contact our sales window correspondents.

APPLICABLE STANDARD				
RATING	OPERATING TEMPERATURE RANGE	-30°C TO + 85°C (NOTE 1)	STORAGE TEMPERATURE RANGE	-10°C TO + 60°C (NOTE 2)
	OPERATING HUMIDITY RANGE $\Delta$	40% TO + 80%	STORAGE HUMIDITY RANGE $\Delta$	40% TO + 70% (NOTE 2)
	VOLTAGE	250V AC	VOLTAGE	30V AC
	CURRENT $\Delta$	AWG 22 TO 26 : 2A AWG 28 : 1A AWG 30 : 0.5A	UL·CSA RATING	CURRENT AWG 22 : 2A AWG 24 TO 28 : 1A AWG 30 : 0.5A
<b>SPECIFICATIONS</b>				
ITEM	TEST METHOD	REQUIREMENTS	QT	AT
<b>CONSTRUCTION</b>				
GENERAL EXAMINATION	VISUALLY AND BY MEASURING INSTRUMENT.	ACCORDING TO DRAWING.	X	X
MARKING	CONFIRMED VISUALLY.		X	X
<b>ELECTRIC CHARACTERISTICS</b>				
CONTACT RESISTANCE	100mA (DC OR 1000 Hz).	30mΩ MAX.	X	-
INSULATION RESISTANCE	500V DC.	1000MΩ MIN.	X	-
VOLTAGE PROOF	650V AC FOR 1 min.	NO FLASHOVER OR BREAKDOWN.	X	-
<b>MECHANICAL CHARACTERISTICS</b>				
MECHANICAL OPERATION	30 TIMES INSERTIONS AND EXTRACTIONS.	① CONTACT RESISTANCE: 30mΩ MAX. ② NO DAMAGE, CRACK OR LOOSENESS OF PARTS.	X	-
VIBRATION	FREQUENCY 10 TO 55 Hz, SINGLE AMPLITUDE 0.75 mm, AT 2 h, FOR 3 DIRECTIONS.	① NO ELECTRICAL DISCONTINUITY OF 1μs. ② NO DAMAGE, CRACK OR LOOSENESS OF PARTS.	X	-
SHOCK	490 m/s <sup>2</sup> DURATION OF PULSE 11 ms AT 3 TIMES FOR 3 DIRECTIONS.		X	-
<b>ENVIRONMENTAL CHARACTERISTICS</b>				
RAPID CHANGE OF TEMPERATURE	TEMPERATURE -55→+5 TO 35→+85 →5 TO 35 °C TIME 30 →5 TO 15 →30 →5 TO 15 min UNDER 5 CYCLES.	① CONTACT RESISTANCE: 30mΩ MAX. ② INSULATION RESISTANCE: 1000MΩ MIN. ③ NO DAMAGE, CRACK OR LOOSENESS OF PARTS.	X	-
DAMP HEAT (STEADY STATE)	EXPOSED AT 40 ± 2 °C, 90 TO 95 %, 96 h.	① CONTACT RESISTANCE: 30mΩ MAX. ② INSULATION RESISTANCE: 500MΩ MIN. ③ NO DAMAGE, CRACK OR LOOSENESS OF PARTS.	X	-
COUNT	DESCRIPTION OF REVISIONS	DESIGNED	CHECKED	DATE
$\Delta$ 2	DIS-H-002460	AK. MIURA	HK. UMEHARA	07. 09. 29
		APPROVED	TY. OMA	05. 08. 11
		CHECKED	HK. UMEHARA	05. 08. 11
		DESIGNED	IO. DENPOUYA	05. 08. 11
		DRAWN	MK. MATSUO	05. 08. 08
Note	QT:Qualification Test AT:Assurance Test X:Applicable Test	DRAWING NO.	ELC4-306017-04	
<b>HRS</b>	SPECIFICATION SHEET	PART NO.	DF11Z-*DP-2V (27)	
	HIROSE ELECTRIC CO., LTD.	CODE NO.	CL543	$\Delta$ 1/2

FORM HD0011-2-1

**SPECIFICATIONS**

ITEM	TEST METHOD	REQUIREMENTS	QT	AT
RESISTANCE TO SOLDERING HEAT 	1) AUTOMATIC SOLDERING (REFLOW) 《REFLOW AREA》 MAX 250°C WITHIN 10 sec. MIN 230°C WITHIN 60 sec.  《PREHEATING AREA》 150 TO 180°C 90 TO 120 sec. PUT THROUGH IN REFROW FUMACE TWICE. FEAVE IN AMBIENT TEMPERATURE AND HUMIDITY FOR 1 HOUR. CONNEVCTOR TEMPERATURE TO BE AMBIENT FOR SECOND REFLOW. 2) MANUAL SOLDERING SOLDERING IRON TEMPERATURE :290±10°C, SOLDERING TIME :3s. NO STRENGTH ON CONTACT.	NO DEFORMATION OF CASE OF EXCESSIVE LOOSENESS OF THE TERMINALS.	X	—
SOLDERABILITY	SOLDERED AT SOLDER TEMPERATURE, 230±5°C FOR IN IMMERSION , DURATION, 3 s.	A NEW UNIFORM COATING OF SOLDER SHALL COVER MINIMUM OF 95 % OF THE SURFACE BEING IMMERSSED.	X	—
REMARKS NOTE 1:INCLUDING THE TEMPERATURE RISE BY CURRENT. NOTE 2:APPLY TO THE CONDITION OF LONG TERM STORAGE FOR UNUSED PRODUCTS BEFORE PCB ON BOARD , AFTER PCB BOARD , OPERATING TEMPERATURE AND HUMIDITY RANGE IS APPLIED FOR INTERM STORAGE DURING TRANSPORTATION. NOTE 3:THE TEMPERATURE PROFILE SHALL BE APPLIED WITHIN 168 HOURS AFTER OPENING MOISTURE-PROOF  PACKAGING. WHEN 168 HOURS PASSED AFTER OPENING , APPLY THE BOTTOM REQUIREMENTS. 《REFLOW AREA》 MAX 240°C WITHIN 10 sec. MIN 230°C WITHIN 60 sec.  《PREHEATING AREA》 150 TO 180°C 90 TO 120 s.				
Unless otherwise specifid , refer to JIS C 5402.				
Note QT:Qualification Test AT:Assurance Test X:Applicable Test		DRAWING NO.	ELC4-306017-04	
	SPECIFICATION SHEET		PART NO.	DF11Z-*DP-2V (27)
	HIROSE ELECTRIC CO., LTD.		CODE NO	CL543  2/2