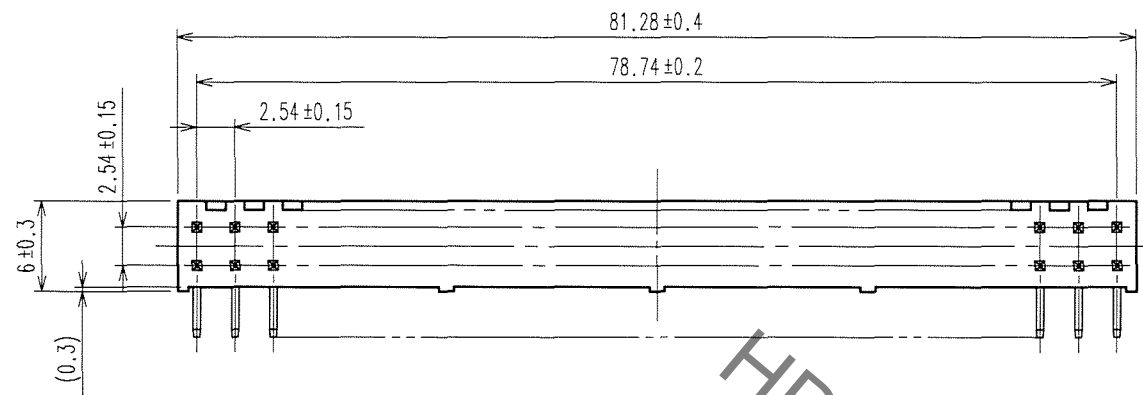
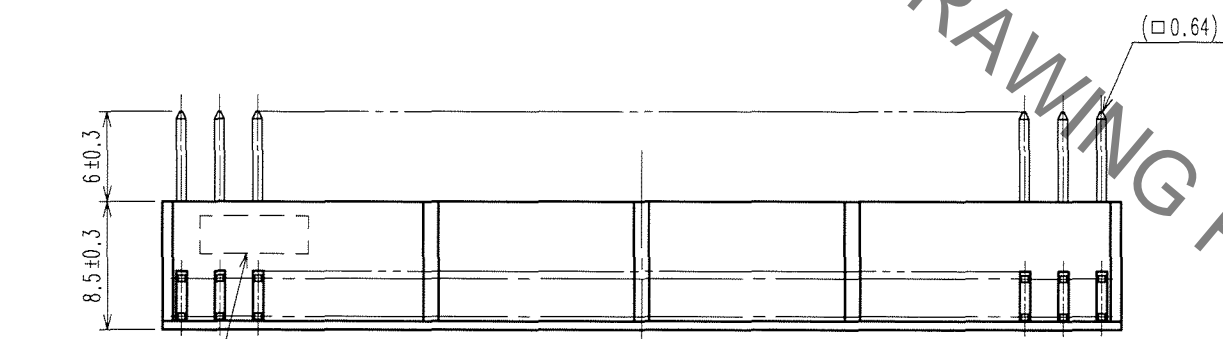
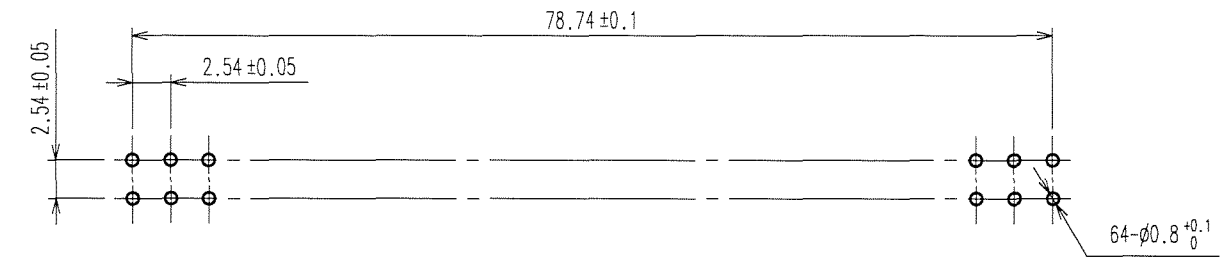


Oct.1.2019 Copyright 2019 HIROSE ELECTRIC CO., LTD. All Rights Reserved.
In case of consideration for using Automotive equipment / device which demand high reliability, kindly contact our sales window correspondents.

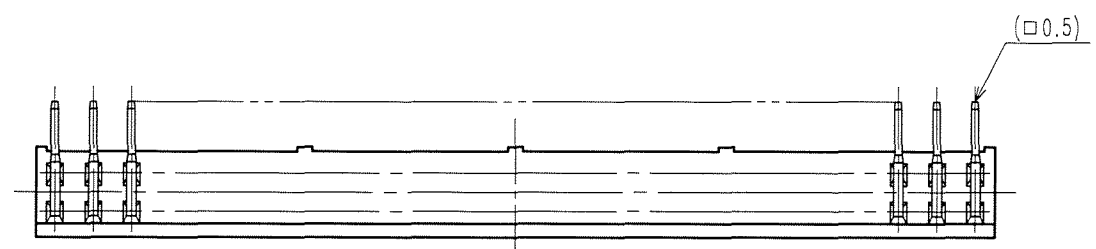
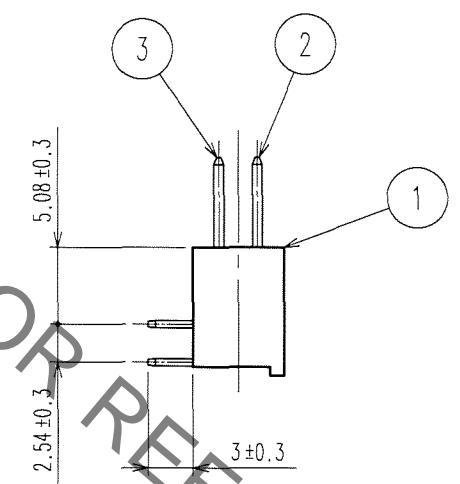
COUNT	DESCRIPTION OF REVISIONS	BY	CHKD	DATE	COUNT	DESCRIPTION OF REVISIONS	BY	CHKD	DATE
△				..	△				..
△				..	△				..
△				..	△				..



RECOMMENDED PC BOARD HOLE PATTERN



POLARIZATION MARK
(REVERSE SIDE)



NOTES 1. THE DIMENSIONS IN PARENTHESES ARE FOR REFERENCE.

TO
PCK

1	PBT	BLACK	UL94V-0	2, 3	BRASS	CONTACT AREA : GOLD 0.2μ m min DIP AREA : TIN-PLATING 2μ m min UNDER PLATING : NICKEL 2.5μ m min
NO.	MATERIAL	FINISH, REMARKS		NO.	MATERIAL	FINISH, REMARKS
CODE NO. (OLD) CL				DRAWN K. NAKAMURA	DESIGNED K. NAKAMURA	CHECKED <i>K. Uryawa</i>
				APPROVED <i>H. Okawa</i>	RELEASED ..	
				07.02.01	07.02.01	07.02.01
DRAWING NO. EDC3-018142-21		PART NO. A1-64PA-2.54DS(71)		CODE NO. CL619-0015-1-71		
SCALE 2 : 1		UNITS mm		HRS HIROSE ELECTRIC CO., LTD		

1/1