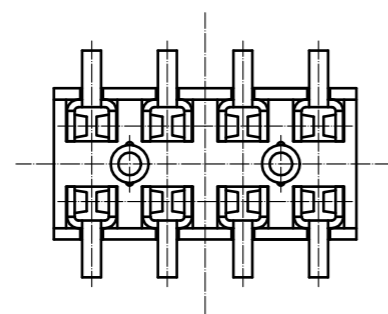
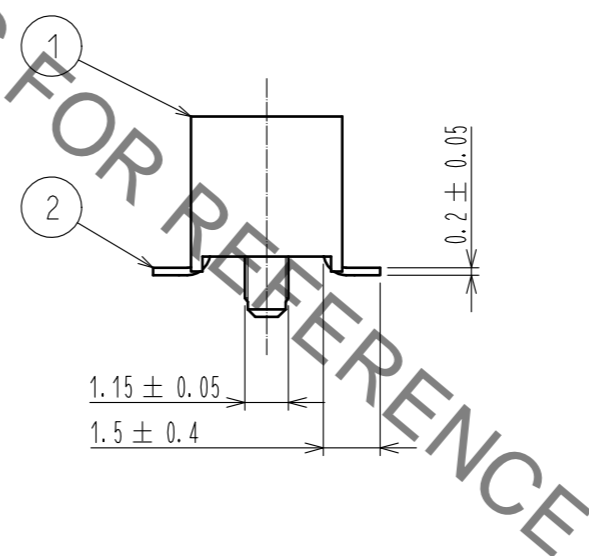
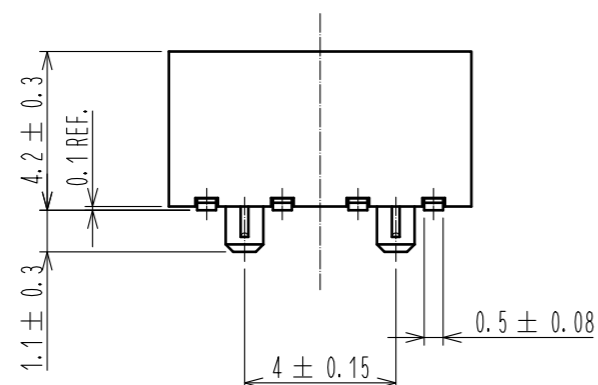
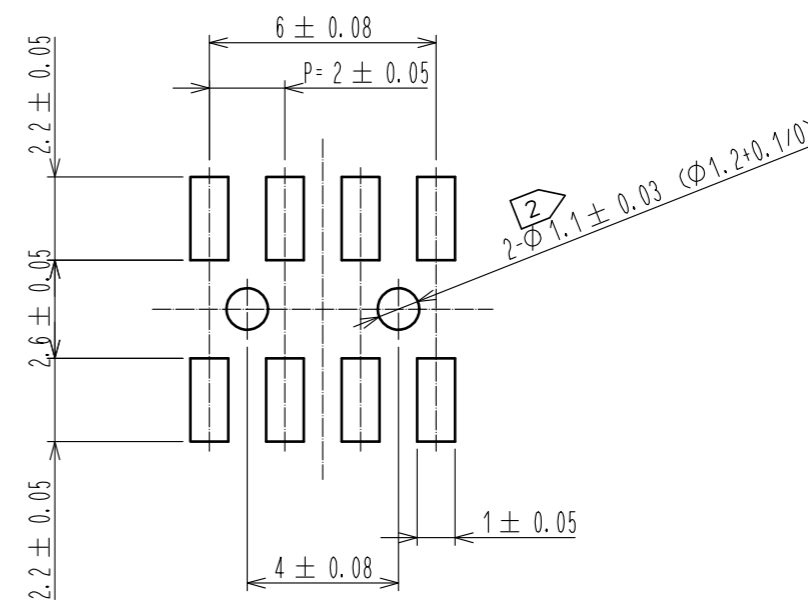
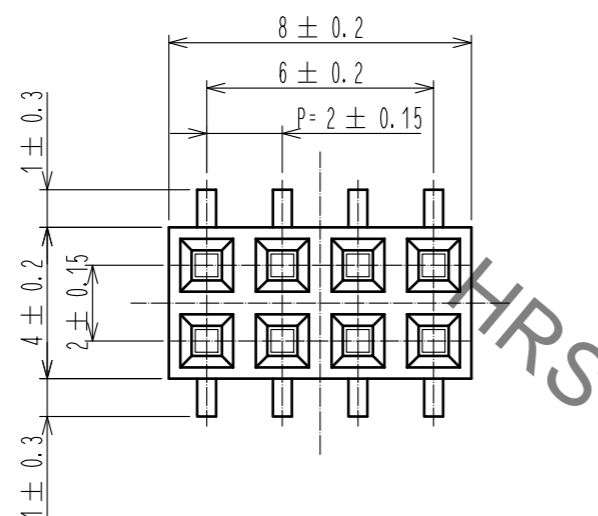


Dec.1.2019 Copyright 2019 HIROSE ELECTRIC CO., LTD. All Rights Reserved.
In case of consideration for using Automotive equipment / device which demand high reliability, kindly contact our sales window correspondents.

RECOMMENDED LAND PATTERN DIMENSION OF PCB (MOUNTING SIDE)
(RECOMMENDED METAL MASK THICKNESS:0.2mm)



NOTES 1. LEAD CO-PLANARITY SHALL BE 0.15 MAX.
2 FOR AUTOMATED MOUNTING, RECOMMENDED THROUGH HOLE DIAMETER OF BOSS IS 1.2+0.1/0.

1	POLYPHENYLENE SULFIDE	LIGHT BROWN, UL94V-0	2	PHOSPHOR BRONZE	CONTACT: GOLD PLATING 0.2μm MIN LEAD : TIN REFLOW PLATING 1μm MIN UNDER : NICKEL PLATING 1μm MIN			
NO.	MATERIAL	FINISH . REMARKS	NO.	MATERIAL	FINISH . REMARKS			
UNITS	⊙	SCALE	COUNT	DESCRIPTION OF REVISIONS		DESIGNED	CHECKED	DATE
mm		5:1	△					
APPROVED : HS. OKAWA		15.07.16	DRAWING NO.		EDC-082675-71-21			
CHECKED : HT. YAMAGUCHI		15.07.16	PART NO.		A3A-8DA-2SV(71)			
DESIGNED : MT. ITANO		15.07.16	CODE NO.		CL621-1142-0-71			
DRAWN : MT. ITANO		15.07.16						