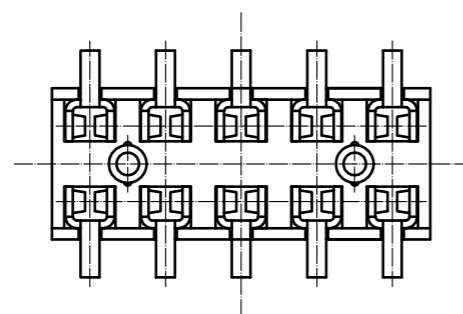
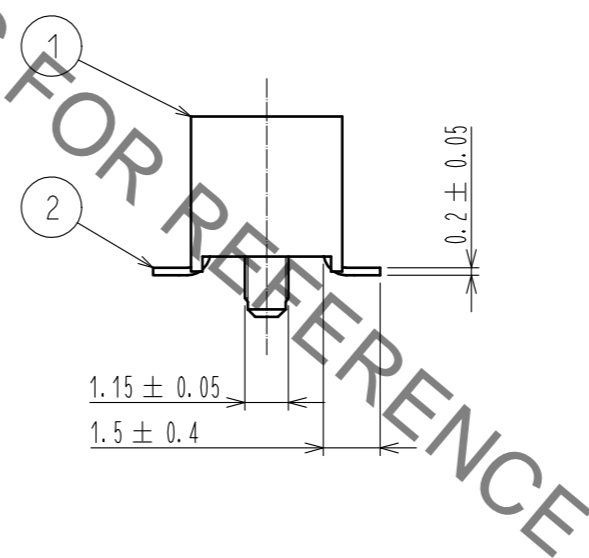
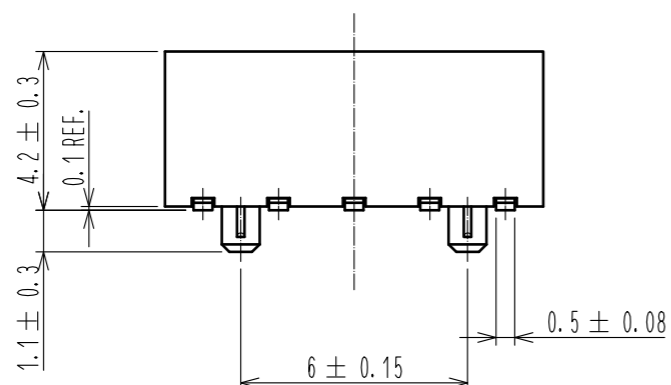
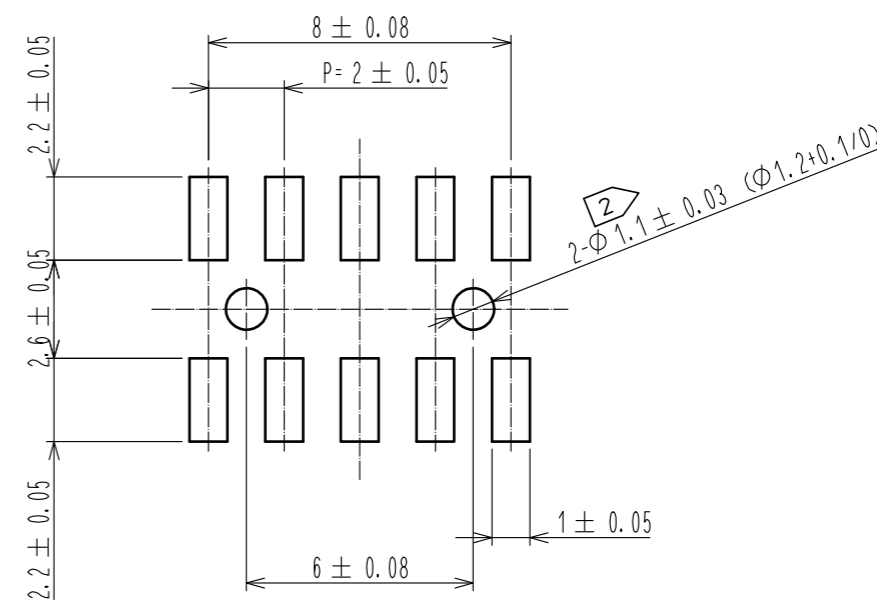
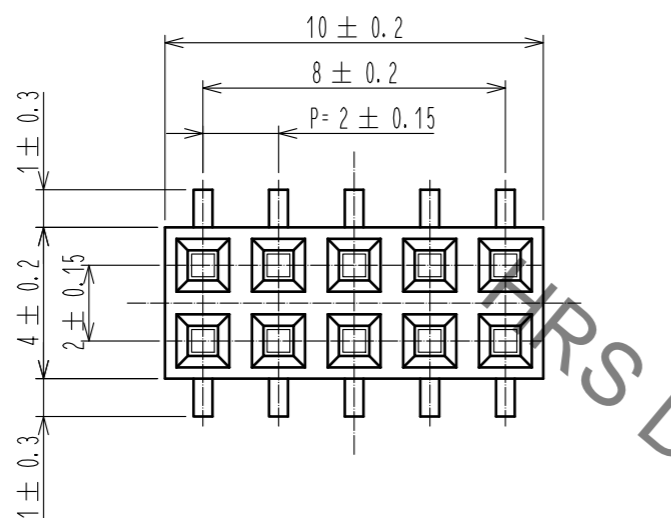


Nov.1.2019 Copyright 2019 HIROSE ELECTRIC CO., LTD. All Rights Reserved.
In case of consideration for using Automotive equipment / device which demand high reliability, kindly contact our sales window correspondents.

RECOMMENDED LAND PATTERN DIMENSION OF PCB (MOUNTING SIDE)
(RECOMMENDED METAL MASK THICKNESS:0.2mm)



NOTES 1. LEAD CO-PLANARITY SHALL BE 0.15 MAX.
2 FOR AUTOMATED MOUNTING, RECOMMENDED THROUGH HOLE DIAMETER OF BOSS IS 1.2+0.1/0.

1	POLYPHENYLENE SULFIDE	LIGHT BROWN, UL94V-0	2	PHOSPHOR BRONZE	CONTACT: GOLD PLATING 0.2μm MIN LEAD : TIN REFLOW PLATING 1μm MIN UNDER : NICKEL PLATING 1μm MIN		
NO.	MATERIAL	FINISH . REMARKS	NO.	MATERIAL	FINISH . REMARKS		
UNITS mm		SCALE 5:1	COUNT 	DESCRIPTION OF REVISIONS	DESIGNED	CHECKED	DATE
HRS HIROSE ELECTRIC CO., LTD.		APPROVED : HS. OKAWA	15.07.16	DRAWING NO. EDC-082676-71-21			
		CHECKED : HT. YAMAGUCHI	15.07.16	PART NO. A3A-10DA-2SV(71)			
		DESIGNED : MT. ITANO	15.07.16	CODE NO. CL621-1143-3-71			
		DRAWN : MT. ITANO	15.07.16				