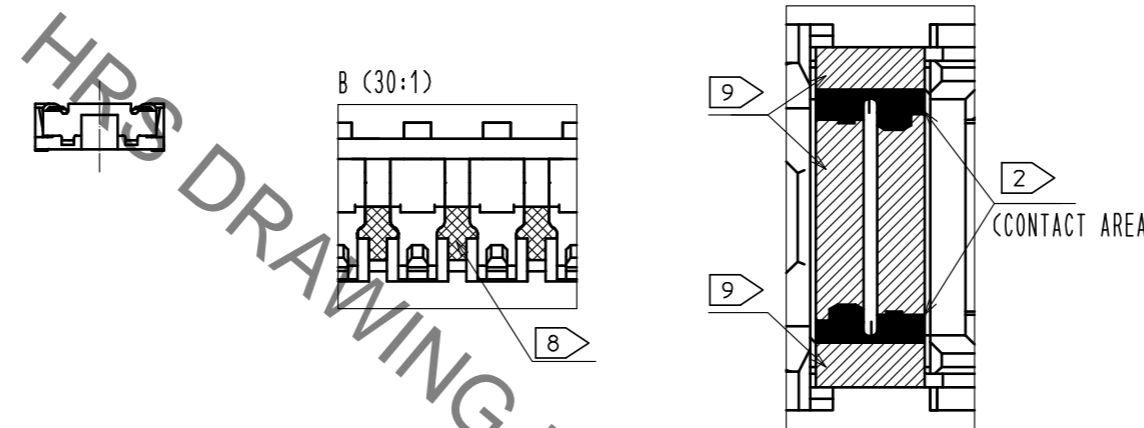
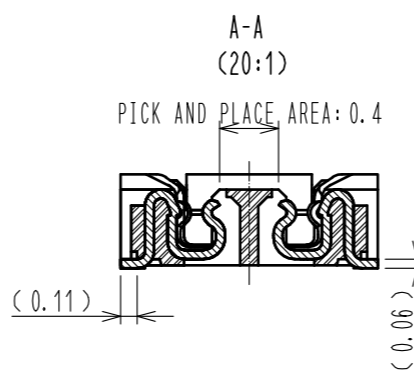
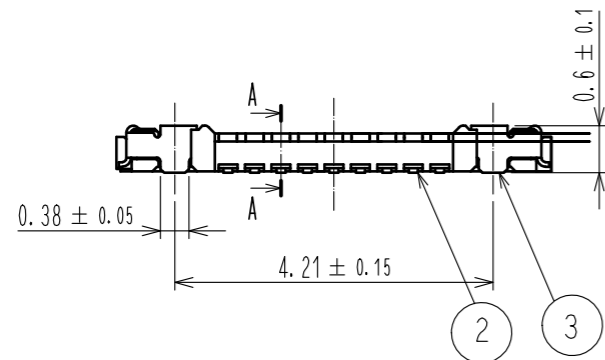
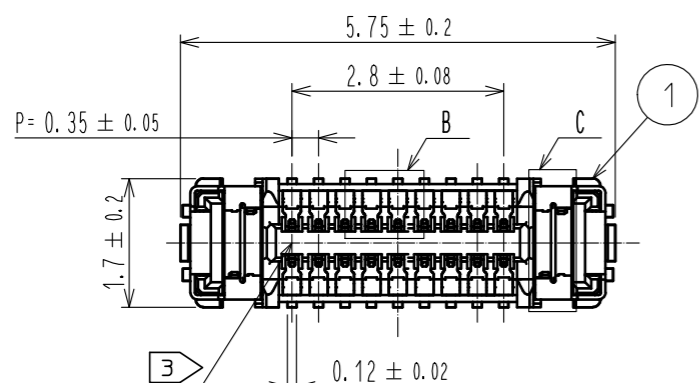
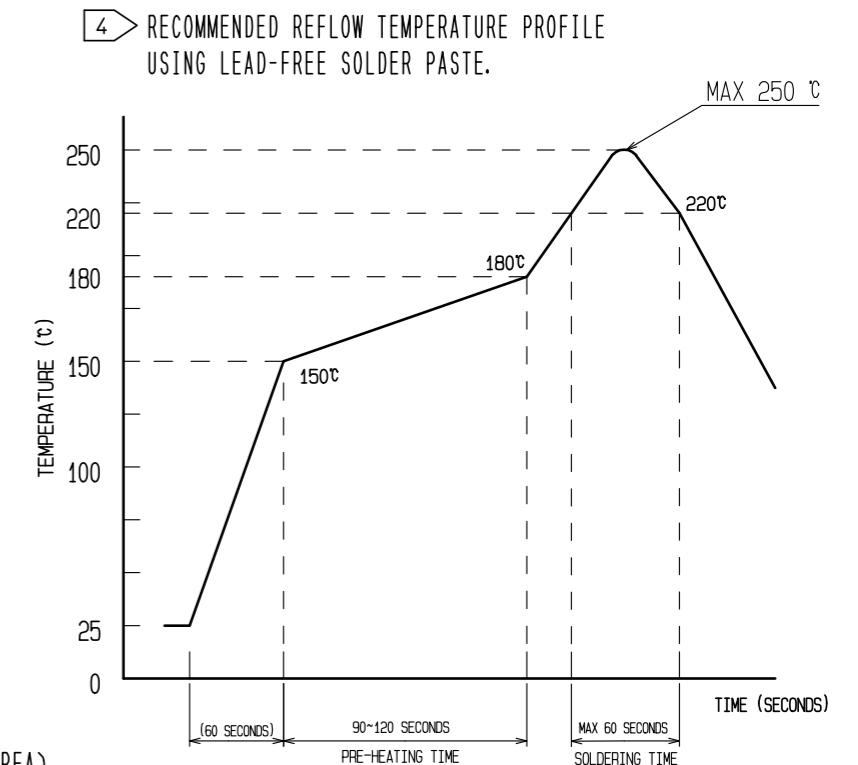
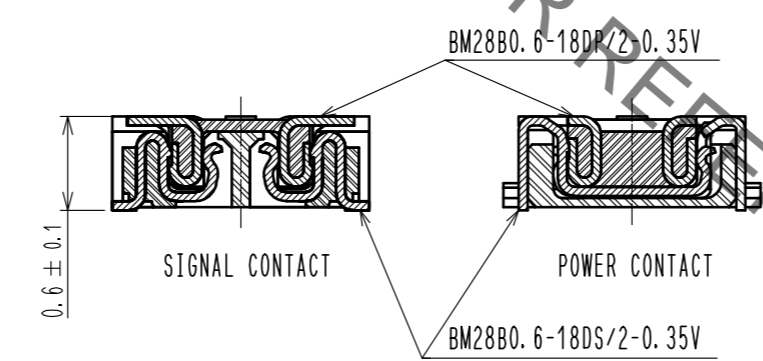


May.1.2020 Copyright 2020 HIROSE ELECTRIC CO., LTD. All Rights Reserved.
In case of consideration for using Automotive equipment / device which demand high reliability, kindly contact our sales window correspondents.



ENGAGEMENT FIGURE (20:1)

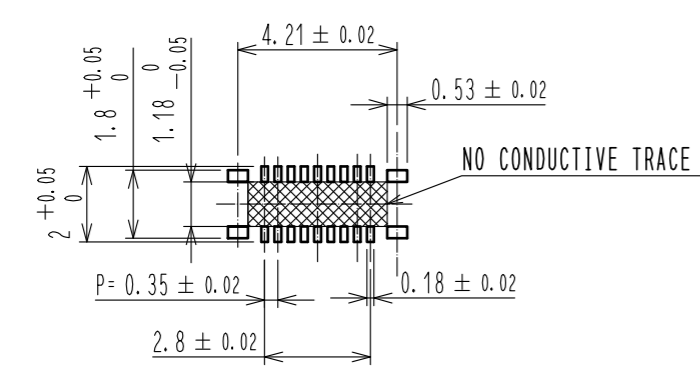


REFLOW METHOD: IR REFLOW
 NUMBER OF REFLOW CYCLES: 2 CYCLES MAX.
 1) REFLOW TIME
 DURATION ABOVE 220°C, 60 SEC MAX.
 (PEAK TEMPERATURE: 250°C MAX)
 2) PRE-HEAT TIME
 PRE-HEAT TEMPERATURE(MIN): 150°C
 PRE-HEAT TEMPERATURE(MAX): 180°C
 PRE-HEAT TIME: 90-120 SEC.

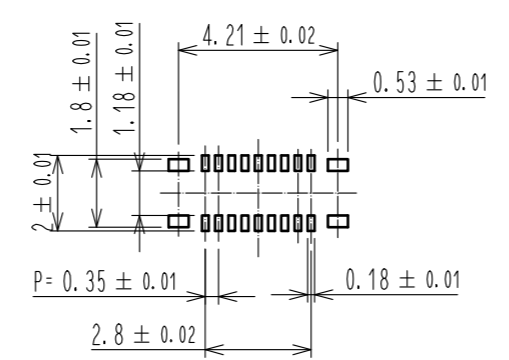
NOTE 1. ALL LEAD CO-PLANARITY SHALL BE 0.08mm MAX.
 2. CONTACT PLATING SPECIFICATIONS
 CONTACT AREA : GOLD 0.05 μm MIN
 SMT LEAD : GOLD 0.05 μm MIN
 UNDER PLATING : NICKEL 1 μm MIN
 (SURFACE : SEALING)
 3. CAV No. EXISTS IN THE INDICATED POSITION.

4. TEMPERATURE IN THIS PROFILE IS MEASURED AT CONTACT LEAD. ADDITIONAL FACTORS, SUCH AS SOLDER PASTE TYPE, PCB SIZE AND OTHER MOUNTED COMPONENTS COULD AFFECT THE PROFILE. CHECKING PROPER MOUNTING CONDITION IS REQUIRED PRIOR TO PRODUCTION.
 5. PLEASE CONTACT US IN CASE YOU MAKE DIFFERENT SETTINGS FROM OUR RECOMMENDATION.
 6. THIS PRODUCT SATISFIES HALOGEN FREE REQUIREMENTS DEFINED AS 900ppm MAXIMUM CHLORINE, 900ppm MAXIMUM BROMINE, AND 1500ppm MAXIMUM TOTAL OF CHLORINE AND BROMINE.
 7. THIS PRODUCT COMPLY WITH RoHS.
 8. WELD LINE APPEARS IN THE INDICATED POSITION.
 9. NO GOLD PLATING IS ACCEPTABLE FOR THIS AREA.

◆ RECOMMENDED PCB LAYOUT



◆ RECOMMENDED METAL MASK DIMENSIONS
 METAL MASK THICKNESS : 80 μm

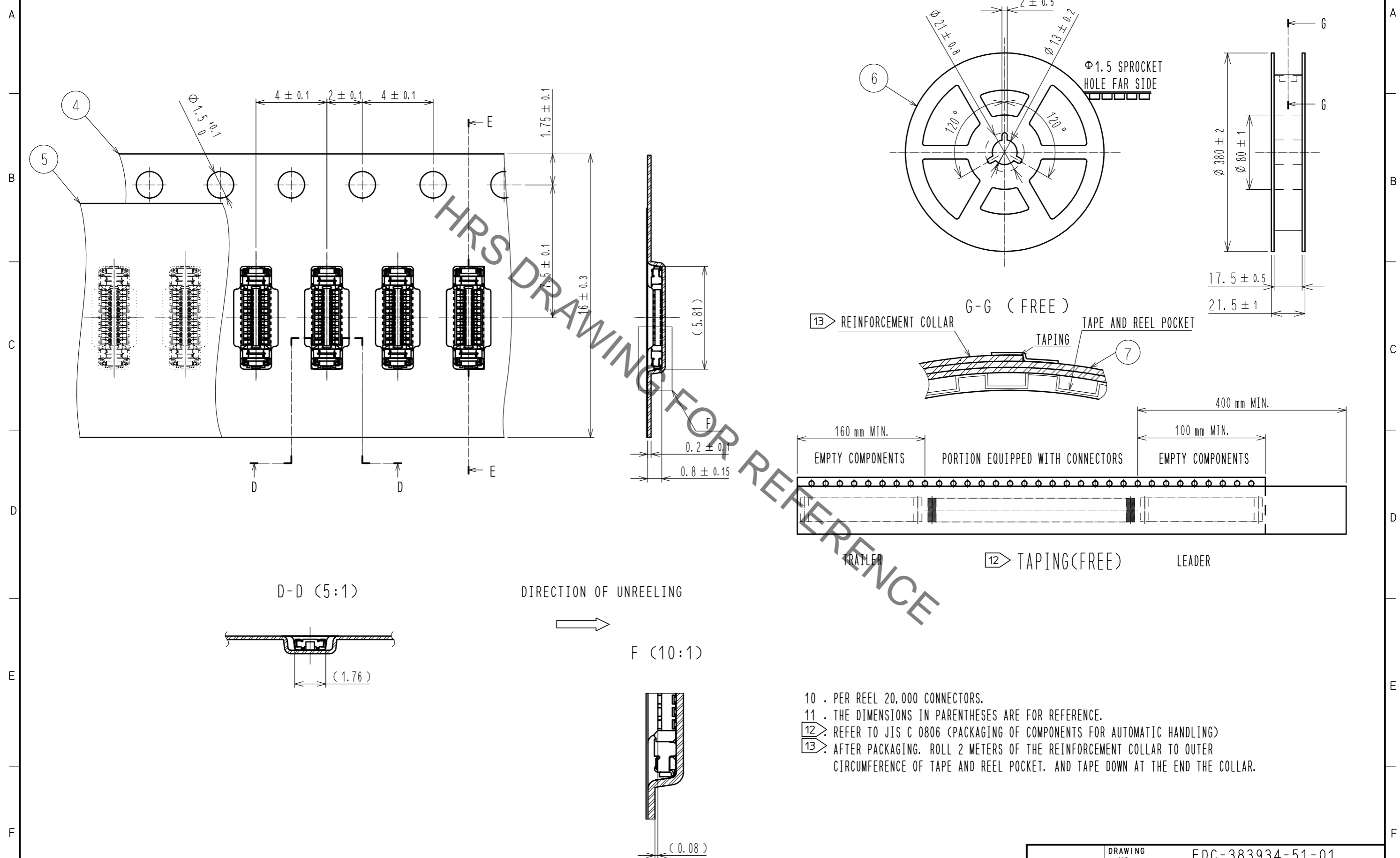


| | | | | | |
|--------------------------------------|--------------|---------------------------------|------------------------------------|--------------------------|------------------------------|
| 4 | PS | CLEAR(EMBOSSED CARRIER TAPE) | | | |
| 3 | COPPER ALLOY | 2 | 7 | PS | CLEAR (REINFORCEMENT COLLAR) |
| 2 | COPPER ALLOY | 2 | 6 | PS | BLACK (PLASTIC REEL) |
| 1 | LCP | UL94 V-0, BLACK | 5 | POLYESTER | CLEAR (COVER TAPE) |
| NO. | MATERIAL | FINISH . REMARKS | NO. | MATERIAL | FINISH . REMARKS |
| UNITS mm | | SCALE 10 : 1 | COUNT | DESCRIPTION OF REVISIONS | DESIGNED |
| HRS HIROSE ELECTRIC CO., LTD. | | APPROVED : WR. FUKUCHI 20191224 | DRAWING NO. EDC-383934-51-01 | | |
| | | CHECED : TS. MIYAZAKI 20191224 | PART NO. BM28B0.6-18DS/2-0.35V(51) | | |
| | | DESIGNED : KT. KUSAKA 20191224 | CODE NO. CL673-5092-0-51 | | |
| | | DRAWN : KT. KUSAKA 20191224 | 1/2 | | |

May.1.2020 Copyright 2020 HIROSE ELECTRIC CO., LTD. All Rights Reserved.
In case of consideration for using Automotive equipment / device which demand high reliability, kindly contact our sales window correspondents.

EMBOSED CARRIER TAPE PACKAGING (5:1)

STYLE AND DIMENSION OF REEL (FREE)



HRS DRAWING FOR REFERENCE

- 10 . PER REEL 20,000 CONNECTORS.
- 11 . THE DIMENSIONS IN PARENTHESSES ARE FOR REFERENCE.
- 12 . REFER TO JIS C 0806 (PACKAGING OF COMPONENTS FOR AUTOMATIC HANDLING)
- 13 . AFTER PACKAGING, ROLL 2 METERS OF THE REINFORCEMENT COLLAR TO OUTER CIRCUMFERENCE OF TAPE AND REEL POCKET, AND TAPE DOWN AT THE END THE COLLAR.

| | | |
|------------|-------------|-----------------------------|
| HRS | DRAWING NO. | EDC-383934-51-01 |
| | PART NO. | BM28B0. 6-18DS/2-0. 35V(51) |
| | CODE NO. | CL673-5092-0-51 |
| | | 2/2 |