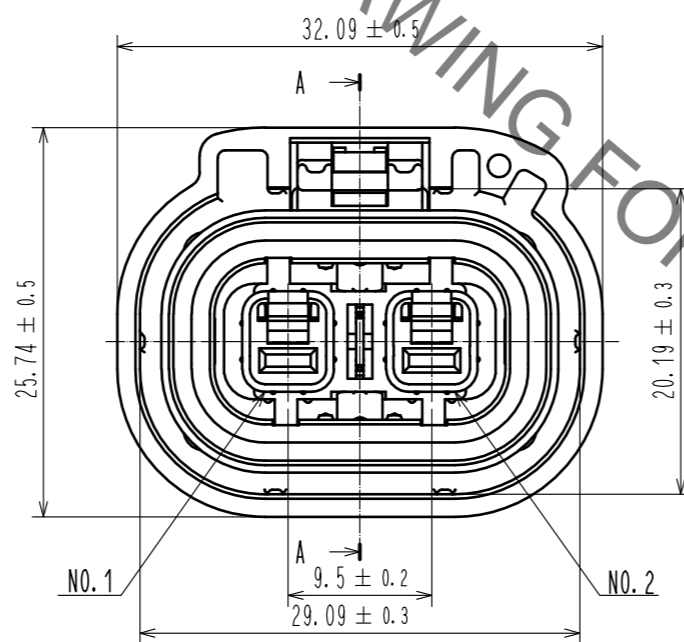
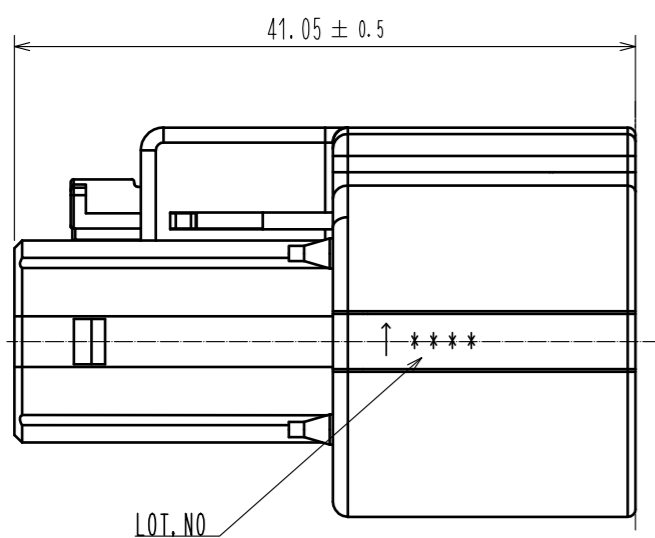
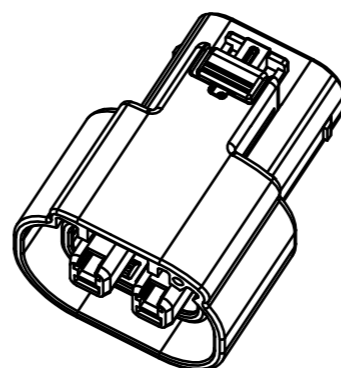
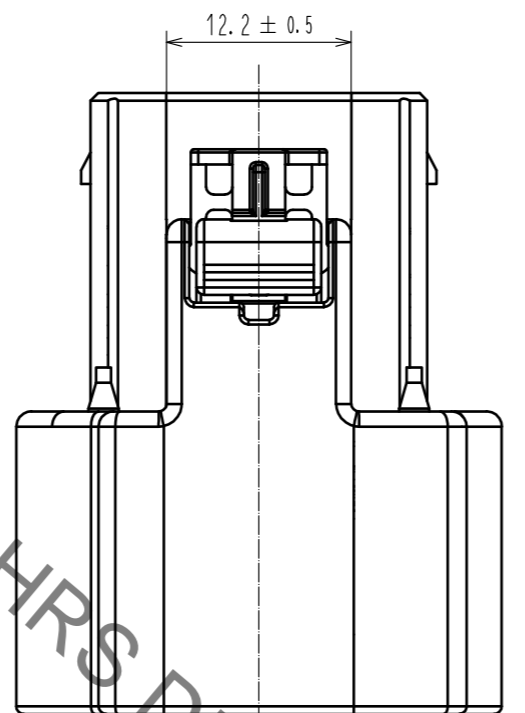
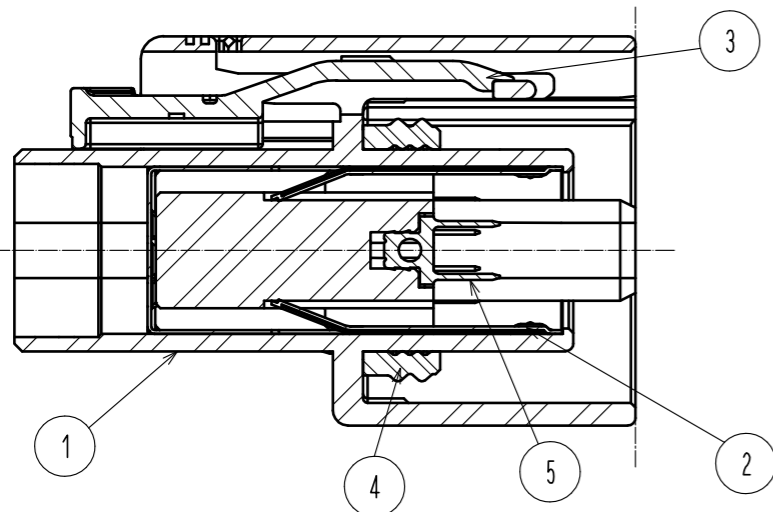


Jun.1.2020 Copyright 2020 HIROSE ELECTRIC CO., LTD. All Rights Reserved.
In case of consideration for using Automotive equipment / device which demand high reliability, kindly contact our sales window correspondents.

ELV. RoHS COMPLIANT

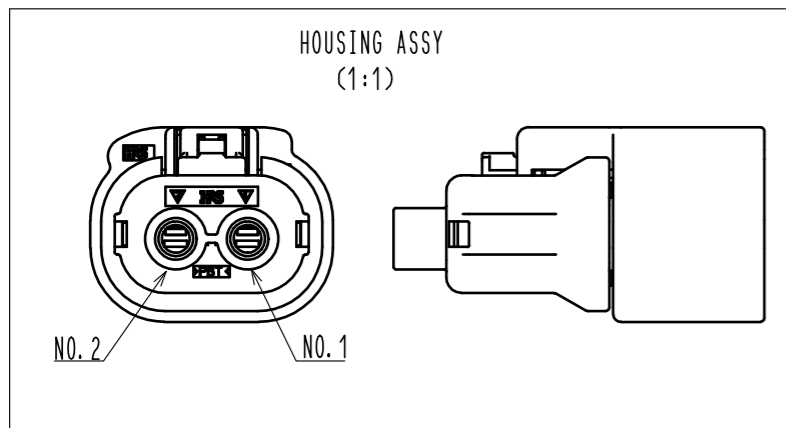
A-A



Packing specification

- After placing parts in trays, stack in five layers. (Top layer will be empty.)
- Place bound trays in box, then place cardboard sheet on top.
- Using packing tape, affix sheet of cardboard to box in four places.
- Place lid on box and seal with packing tape.

W=(368)mm
D=(278)mm
H=(261)mm



Note 1. Counter part is HVH-280-2/2P-HU(A)(CL778-0510-0-00)
 2. Following parts are available.
 HOLDER : HVH-280-2/2S-HO(CL778-0507-0-00)
 WIRE SEAL : HVH-280-2/2S-WS(CL778-0505-0-00)
 POWER CRIMP CONTACT : HVH-280-1214SCF(CL778-0502-0-00)
 SHIELD CONTACT : HVH-280-4.2CF(CL778-0503-0-00)
 3. Assembly procedure refer to ETAD-T0574-00

NO.	MATERIAL	FINISH . REMARKS	NO.	MATERIAL	FINISH . REMARKS
3	PBT	RED, UL94 V-0	5	COPPER ALLOY	SURFACE:TIN PLATING 1μm MIN UNDER PLATING:NICKEL PLATING 0.5μm MIN
2	SUS		4	SILICONE	BLUE
1	PBT	ORANGE, UL94 V-0			

UNITS	SCALE	COUNT	DESCRIPTION OF REVISIONS	DESIGNED	CHECKED	DATE
mm	2 : 1	△				

HRS HIROSE ELECTRIC CO., LTD.	APPROVED : HK. UMEHARA	20181003	DRAWING NO.	EDC-377220-00-00
	CHECKED : AH. EDASHIGE	20181003	PART NO.	HVH-280-2/2S-HU(A)
	DESIGNED : TS. SHIMIZU	20181003	CODE NO.	CL778-0508-0-00
	DRAWN : GYEONGMIN LEE	20181003		