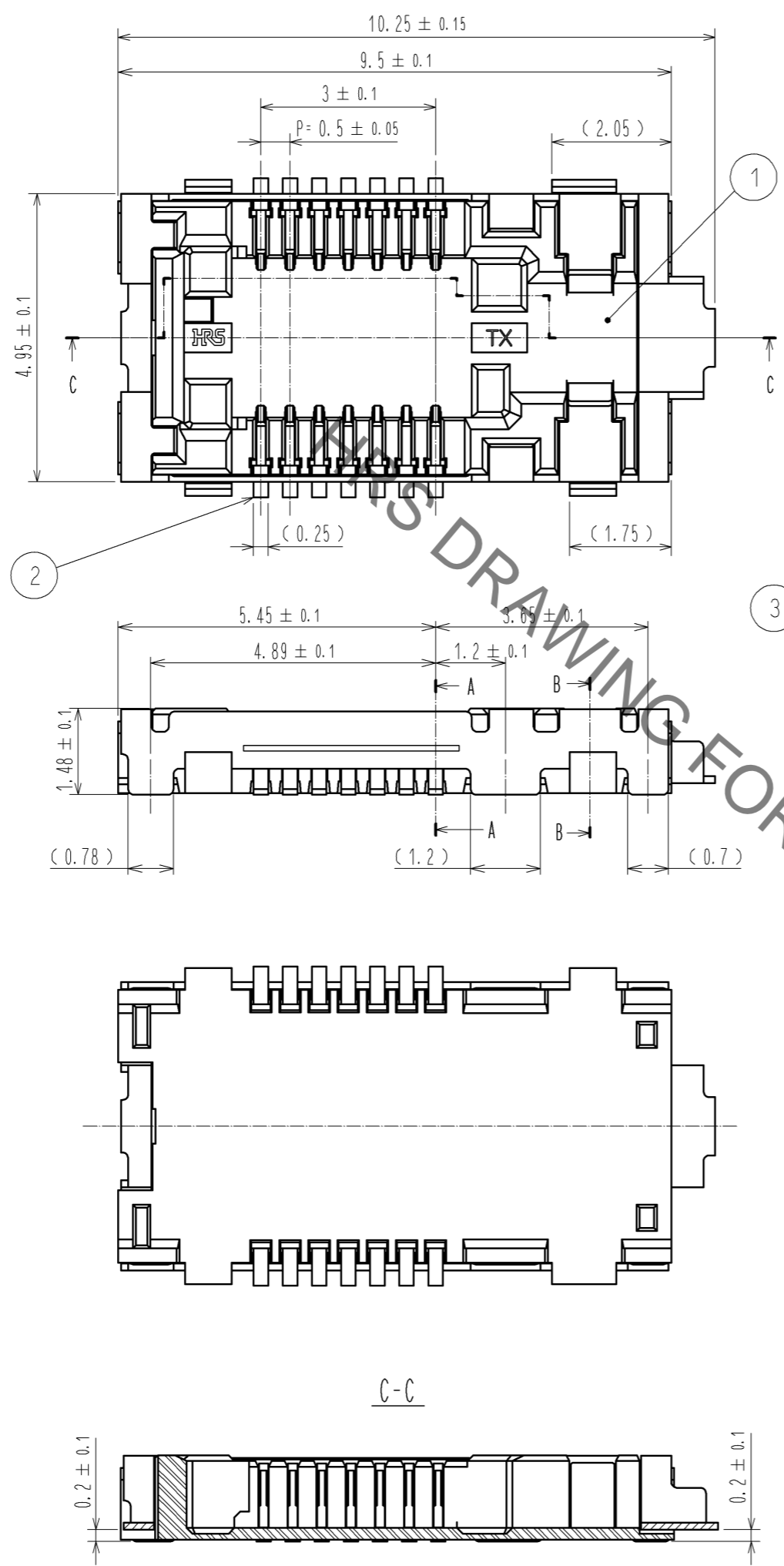
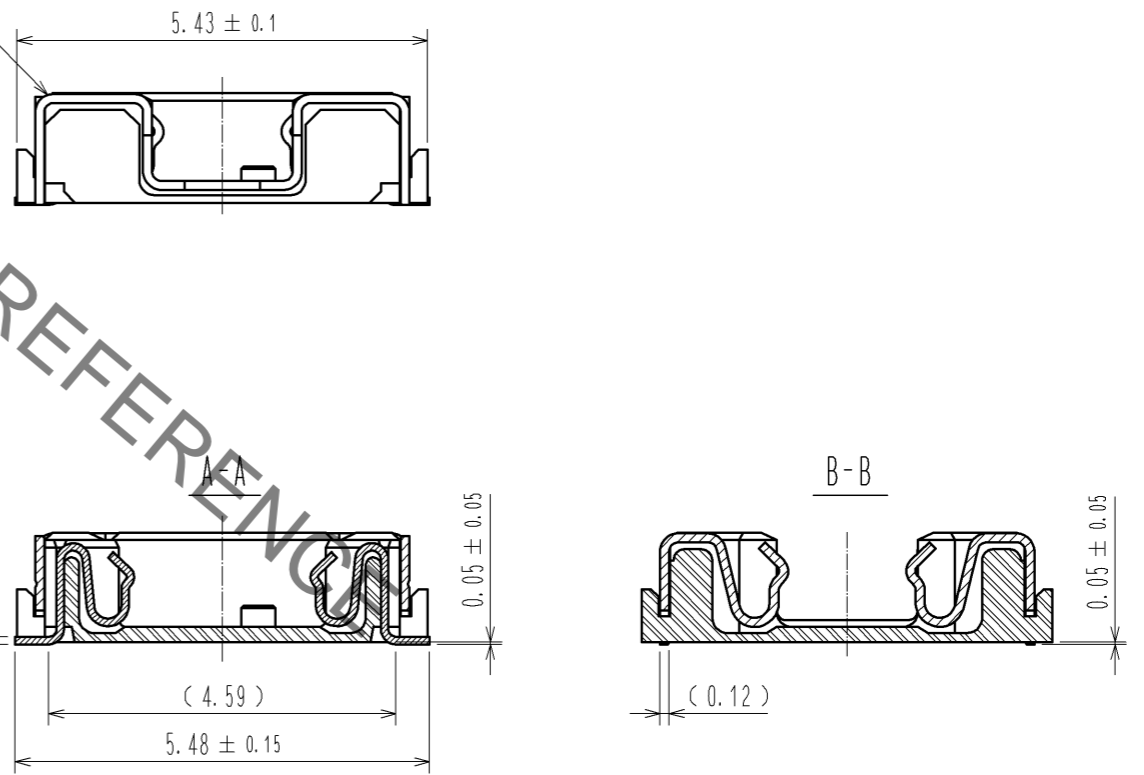


May.1.2019 Copyright 2019 HIROSE ELECTRIC CO., LTD. All Rights Reserved.  
In case of consideration for using Automotive equipment / device which demand high reliability, kindly contact our sales window correspondents.



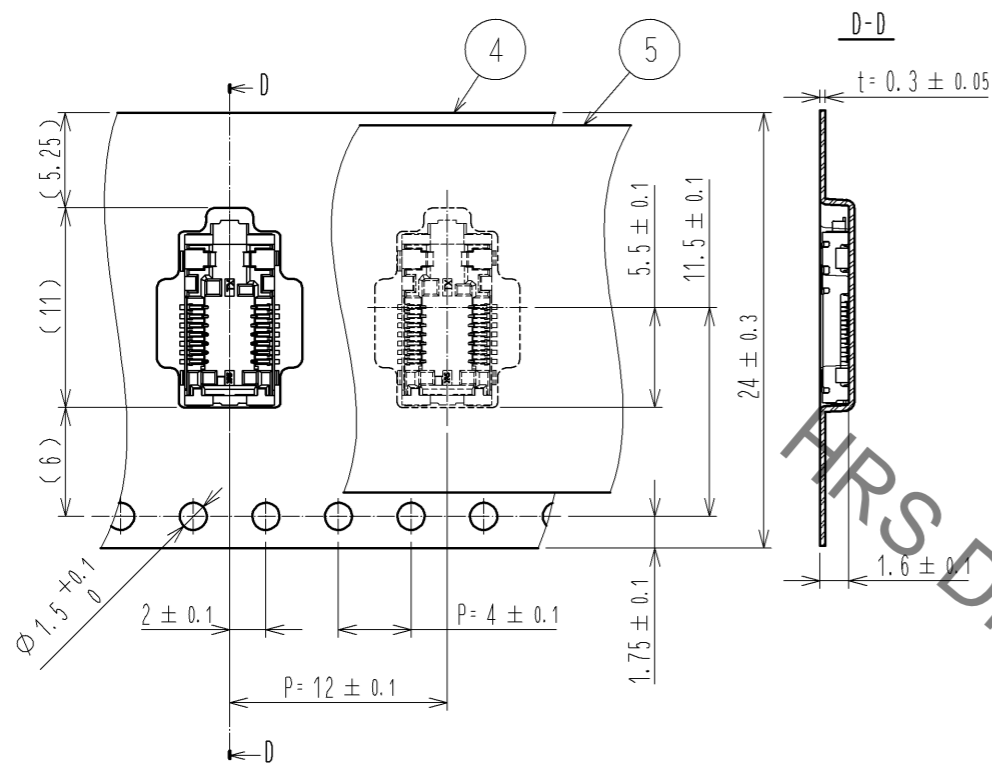
- NOTE. 1 All lead co-planarity shall be 0.1mm maximum.
- ② Contact plating
    - Contact area :Gold 0.05um MIN
    - SMT lead :Gold 0.05um MIN
    - Under plating:Nickel 1um MIN
 There shall be the nickel barrier between contact and SMT area.
  - ③ Shell plating
    - All area :Gold 0.05um MIN
    - Under plating:Nickel 1um MIN 2um MAX
  - 4 The peeling strength of cover tape shall comply with IEC 60286-3 (JIS C 0806-3).
  - 5 Embossed carrier tape has the sprocket hole on one side.
  - ⑥ Recommended land pattern is shown. Please do not arrange the via without resist in the hatching part as shown in the figure.
  - ⑦ The connector dimension when the plug engages is shown.
  - ⑧ Please note that it becomes impossible to use extraction tool when other parts are in the crossing hatching part as shown in the figure.
  - 9 Please layout the PCB pattern and fiber alignment, considering not to overload fiber. (Please see ETAD-K0398 about connector handling precautions.)
  - ⑩ Pin assignment and functions are described in the specification of BF4M plug connector (ETAD-K0485)



3	Phosphor Bronze	③	5	Polyester	Clear (Cover tape)		
2	Phosphor Bronze	②	4	PS	Clear (Embossed carrier tape)		
1	LCP	UL94 V-0					
NO.	MATERIAL	FINISH . REMARKS	NO.	MATERIAL	FINISH . REMARKS		
UNITS	mm	SCALE	COUNT	DESCRIPTION OF REVISIONS	DESIGNED	CHECKED	DATE
		10 : 1	④	DIS-K-002978	SJ. SUZUKI	SJ. SHIMIZU	13. 06. 27
APPROVED : MT. SHIBUTANI		13. 03. 01	DRAWING NO. EDC3-178303-10				
CHECKED : SJ. SHIMIZU		13. 03. 01	PART NO. BF4-TX-14DS-0. 5V<10>				
DESIGNED : KS. JOKURA		13. 02. 28	CODE NO. CL831-0008-6-10				
DRAWN : KS. JOKURA		13. 02. 28	①/②				

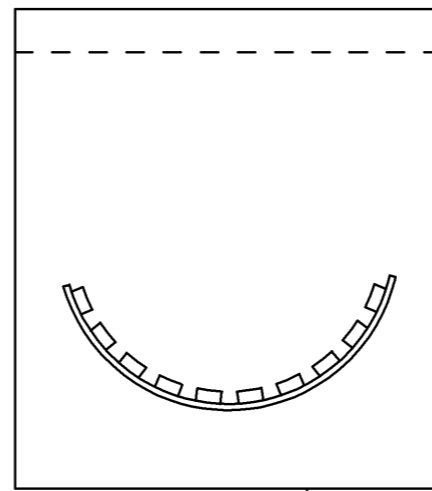
May.1.2019 Copyright 2019 HIROSE ELECTRIC CO., LTD. All Rights Reserved.  
 In case of consideration for using Automotive equipment / device which demand high reliability, kindly contact our sales window correspondents.

Dimensions of embossed carrier tape (Scale : FREE)



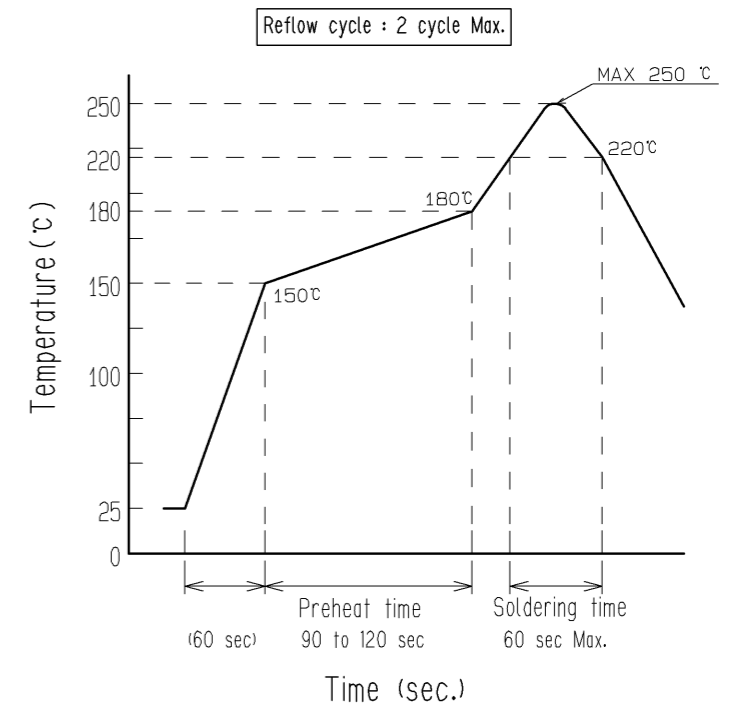
Packing style (Scale : FREE)

10 pcs. per pack

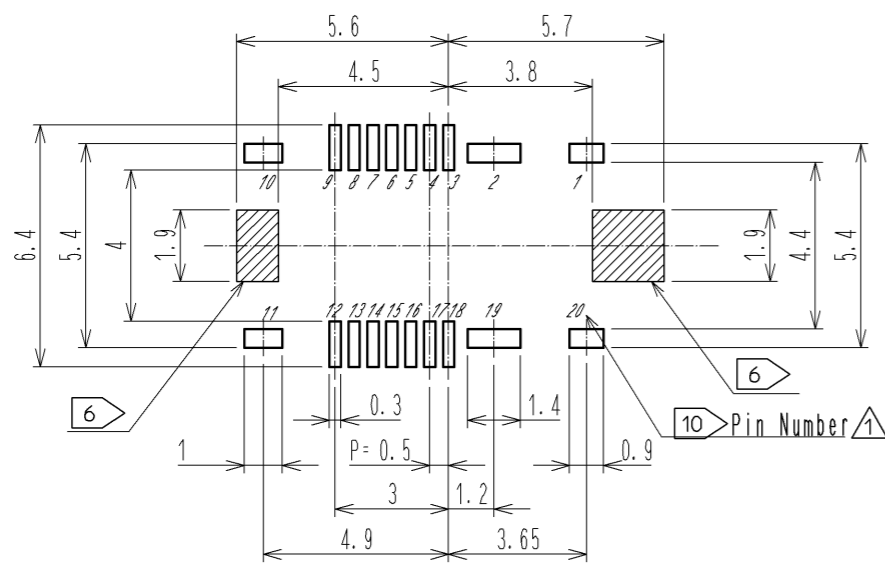


Plastic Bag

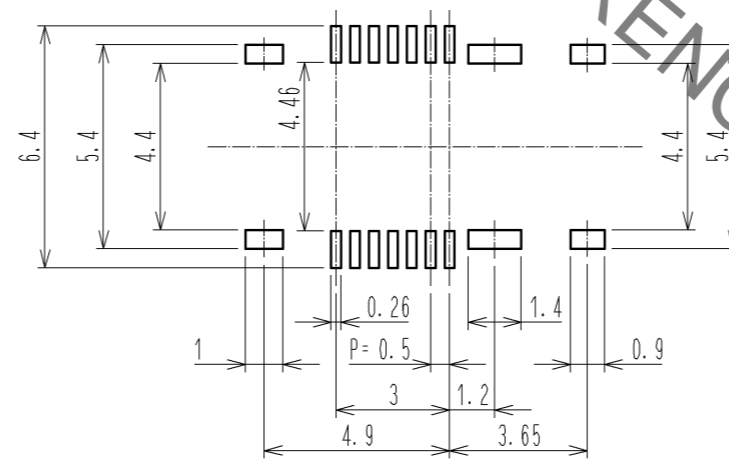
Recommended reflow temperature profile using Lead-Free solder paste.



6 Recommended PCB land pattern

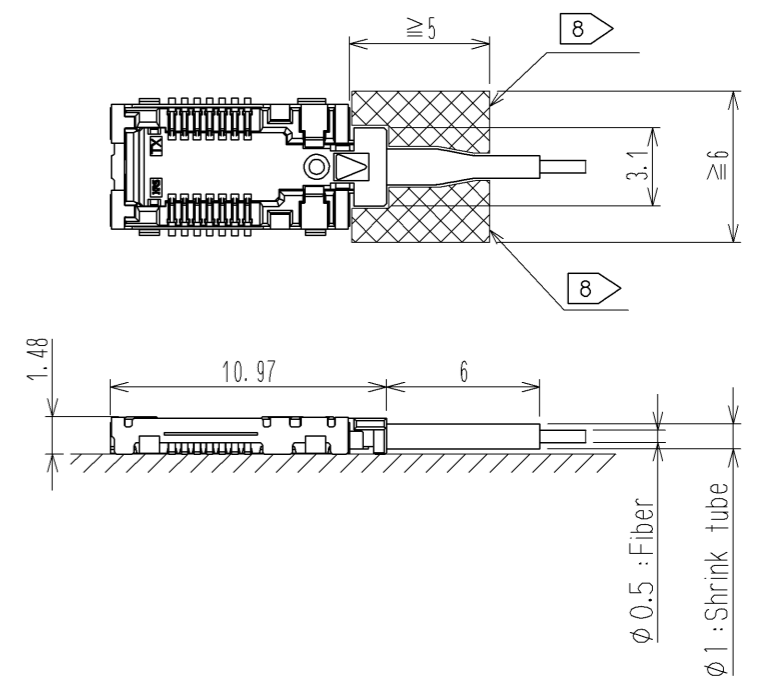


Recommended metal mask dimensions (Mask thickness : 120 μm)



Aperture ratio  
 Pads mounted contacts : 70%  
 Pads mounted shell : 100%

7 Dimensions of engaged connector (Scale : FREE)



<b>HRS</b>	DRAWING NO.	EDC3-178303-10
	PART NO.	BF4-TX-14DS-0.5V(10)
	CODE NO.	CL831-0008-6-10
		2/2