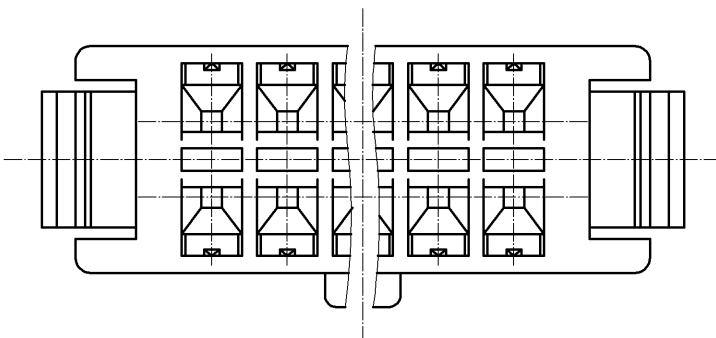
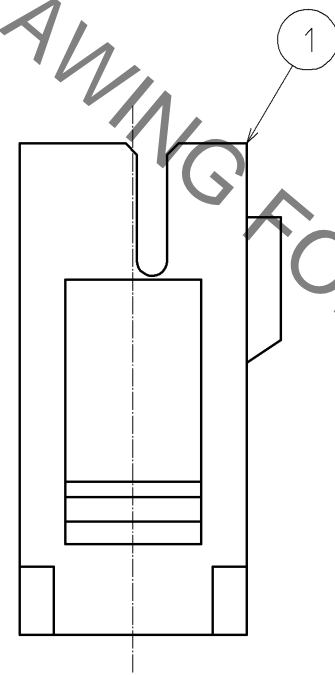
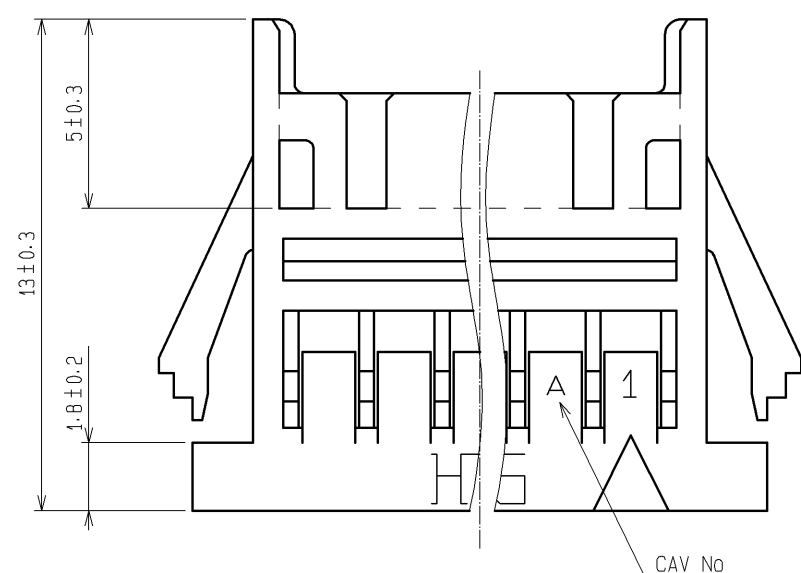
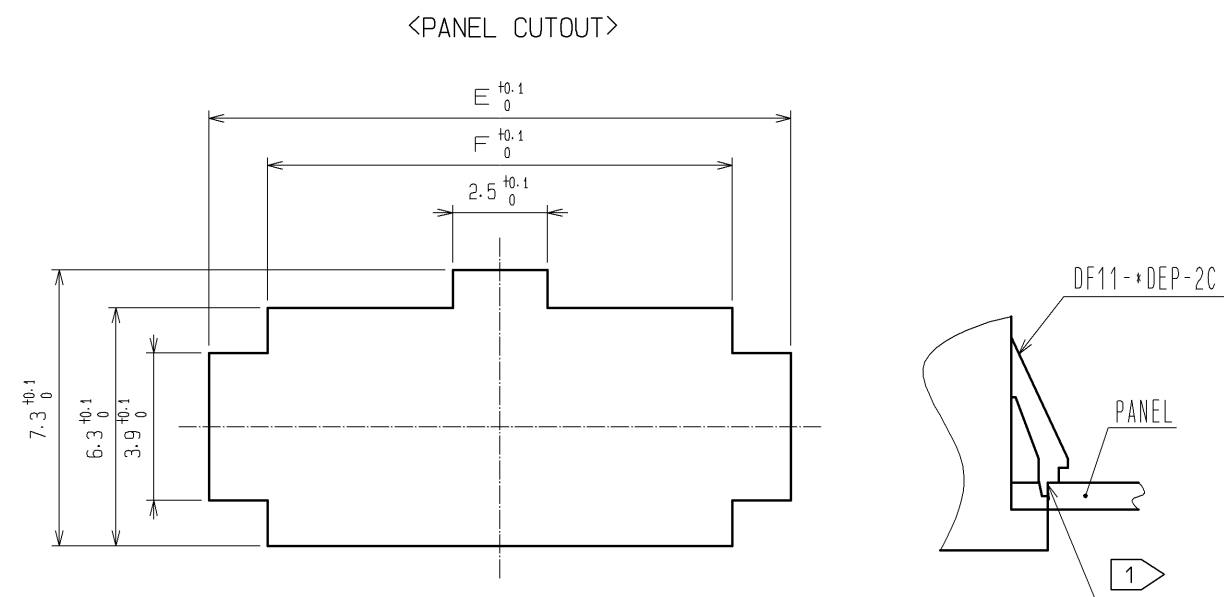
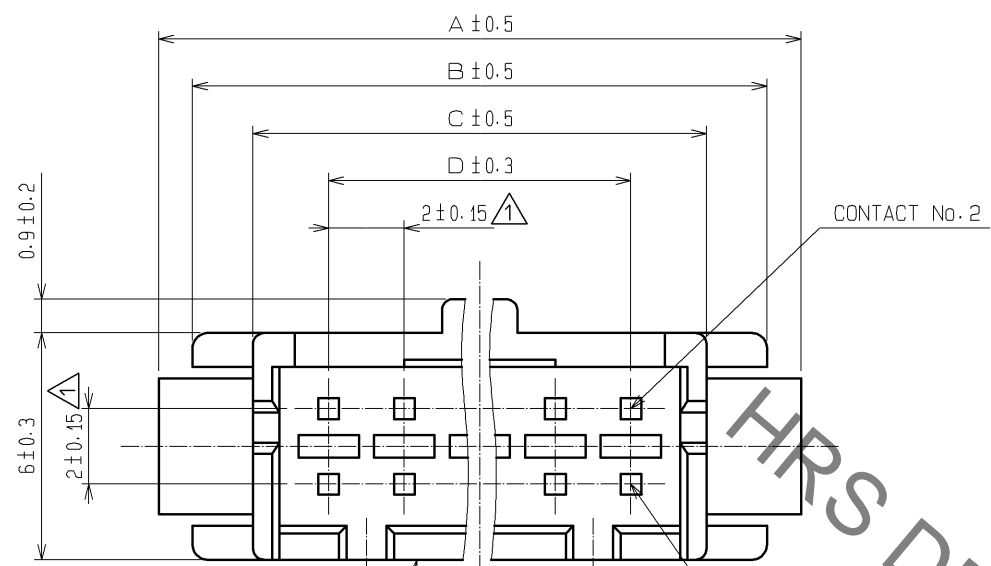


Oct.1.2019 Copyright 2019 HIROSE ELECTRIC CO., LTD. All Rights Reserved.
 In case of consideration for using Automotive equipment / device which demand high reliability, kindly contact our sales window correspondents.



NUMBER OF CONTACT	HRS No.	A	B	C	D	E	F
4	CL543-0619-5	11.0	9.2	6.0	2.0	9.4	6.3
6	CL543-0620-4	13.0	11.2	8.0	4.0	11.4	8.3
8	CL543-0621-7	15.0	13.2	10.0	6.0	13.4	10.3
10	CL543-0622-0	17.0	15.2	12.0	8.0	15.4	12.3
12	CL543-0623-2	19.0	17.2	14.0	10.0	17.4	14.3
14	CL543-0624-5	21.0	19.2	16.0	12.0	19.4	16.3
16	CL543-0625-8	23.0	21.2	18.0	14.0	21.4	18.3
18	CL543-0626-0	25.0	23.2	20.0	16.0	23.4	20.3
20	CL543-0627-3	27.0	25.2	22.0	18.0	25.4	22.3
22	CL543-0628-6	29.0	27.2	24.0	20.0	27.4	24.3
24	CL543-0629-9	31.0	29.2	26.0	22.0	29.4	26.3
25	CL543-0630-8	33.0	31.2	28.0	24.0	31.4	28.3
28	CL543-0631-0	35.0	33.2	30.0	26.0	33.4	30.3
30	CL543-0632-3	37.0	35.2	32.0	28.0	35.4	32.3
32	CL543-0633-6	39.0	37.2	34.0	30.0	37.4	34.3

- NOTE 1) PLEASE USE THE NON-RADIUS SIDE FOR THE PANEL HOOKING AREA.
 2) APPLICABLE PANEL THICKNESS IS 1.6 TO 1.0mm.
 (A SLIGHT DEVIATION WILL OCCUR FOR THE THICKNESS EXCEPT FOR 1.6 AND 1.2mm.)
 3) LENGTH OF MATING WITH 'DF11-+DC-2C' IS 15.3mm.
 4) THE WALL IN CENTER DOESN'T EXIST FOR 4 AND 6 CONTACTS.

NO.	MATERIAL	FINISH	REMARKS	NO.	MATERIAL	FINISH	REMARKS
				1	PORYAMIDE		UL94V-0(BLACK)

UNITS	SCALE	COUNT	DESCRIPTION OF REVISIONS	DESIGNED	CHECKED	DATE
mm	5 : 1	3	DIS-H-004178	YK. NAKATSU	TS. FUKUSHIMA	09.09.14

HRS HIROSE ELECTRIC CO., LTD.	APPROVED : KJ. KATAYOSE	05.01.05	DRAWING NO.	EDC3-081880-01
	CHECKED : TY. OMA	05.01.05	PART NO.	DF11-+DEP-2C
	DESIGNED : IO. DENPOUYA	05.01.05	CODE NO.	CL543-
	DRAWN : IO. DENPOUYA	05.01.05		