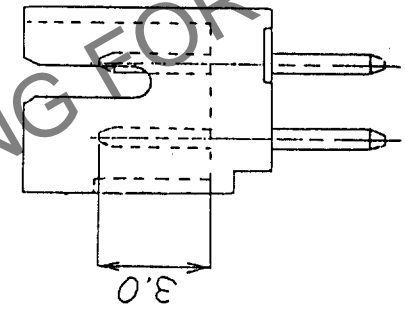
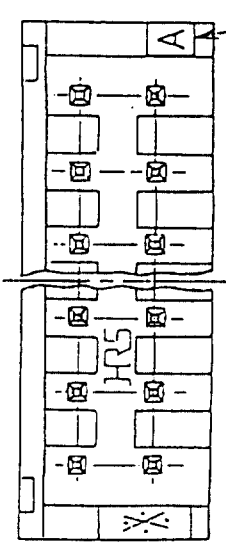
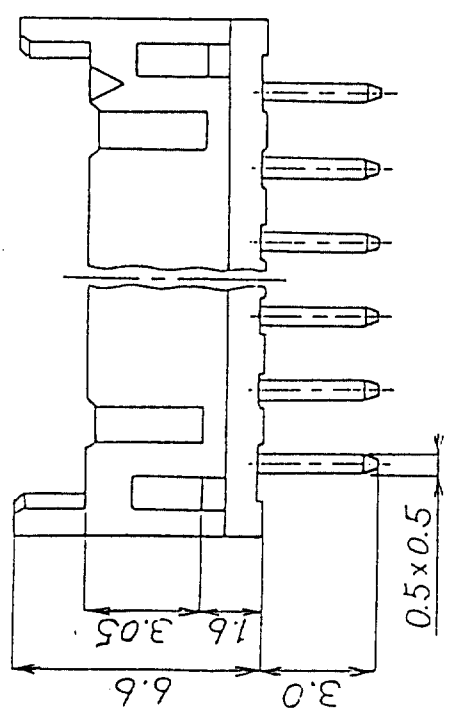
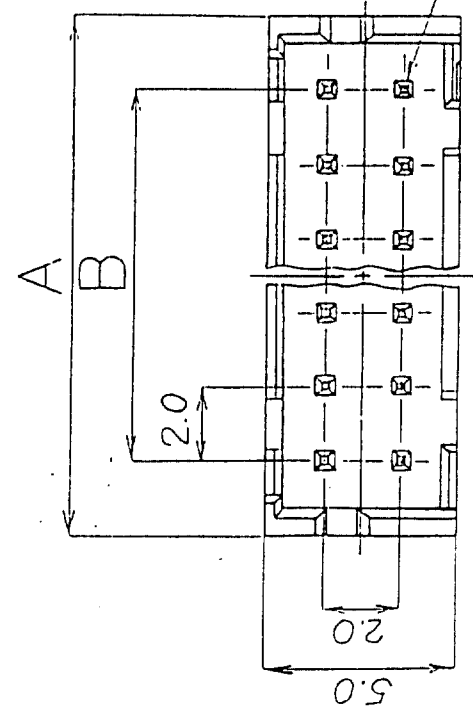


In case of consideration for using Automotive equipment / device which demand high reliability, kindly contact our sales window correspondents.



No. of Pin	Part. No.	A	B
4	DF11-4DP-2DSA(01)	6.0	2.0
6	DF11-6DP-2DSA(01)	8.0	4.0
8	DF11-8DP-2DSA(01)	10.0	6.0
10	DF11-10DP-2DSA(01)	12.0	8.0
12	DF11-12DP-2DSA(01)	14.0	10.0
14	DF11-14DP-2DSA(01)	16.0	12.0
16	DF11-16DP-2DSA(01)	18.0	14.0
18	DF11-18DP-2DSA(01)	20.0	16.0
20	DF11-20DP-2DSA(01)	22.0	18.0
22	DF11-22DP-2DSA(01)	24.0	20.0
24	DF11-24DP-2DSA(01)	26.0	22.0
26	DF11-26DP-2DSA(01)	28.0	24.0
28	DF11-28DP-2DSA(01)	30.0	26.0
30	DF11-30DP-2DSA(01)	32.0	28.0
32	DF11-32DP-2DSA(01)	34.0	30.0

Notes) The minimum ordering quantity for header is one package(containing 100 pieces).  
 1: Insulator : Nylon resin ,Black  
 2: Contact Material : Brass  
 Contact Plating : 0.2  $\mu$ m gold plating

REVISIONS	BY	CHKD	DATE	REVISIONS	BY	CHKD	DATE
△							
△							
△							

No.	MATERIAL	FINISH,REMARKS	No.	MATERIAL	FINISH,REMARKS
APPROVED	14 Yamauchi	20.8.29	GENERAL DIMENSION TOLERANCE		
REVIEWED			6 or less	±0.3	
CHECKED			over 6 to 18	±0.5	
DESIGNED	J.Om A	90.8.29	over 18 to 50	±0.7	
DRAWN	J.Om A	90.8.29	over 50 to 125	±1	
DRAWING No.	EDC3-162373-01		over 125 to 250	±1.3	
			ANGULAR	±1°	
UNITS		mm	SCALE		5:1
Mold CAV No.			PART NO.		
			DF11- <del>X</del> DP-2DSA(01)		
			CODE NO.		
			ISSUED BY		
			HRS HIROSE ELECTRIC CO.,LTD.		

HRS DRAWING FOR REFERENCE