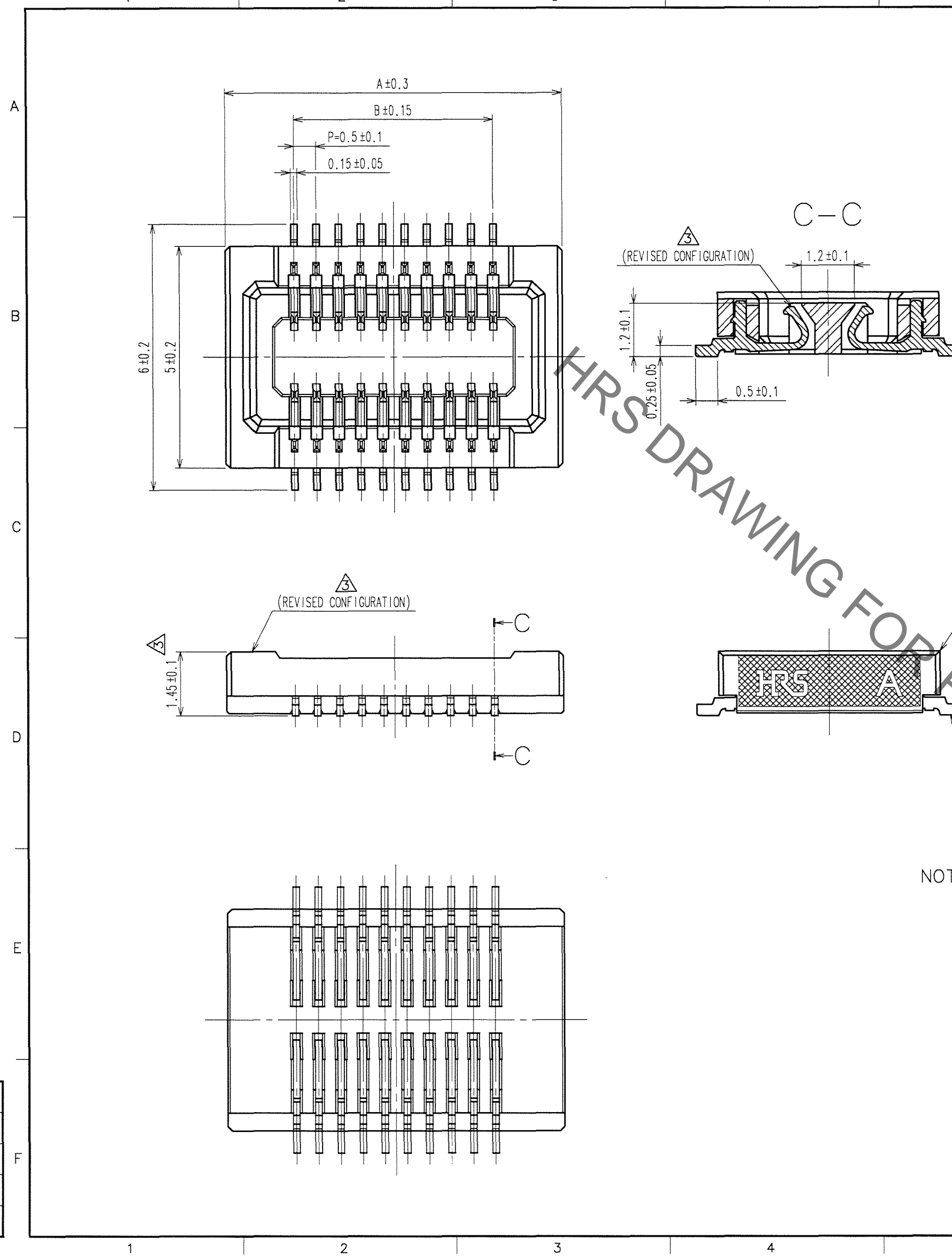
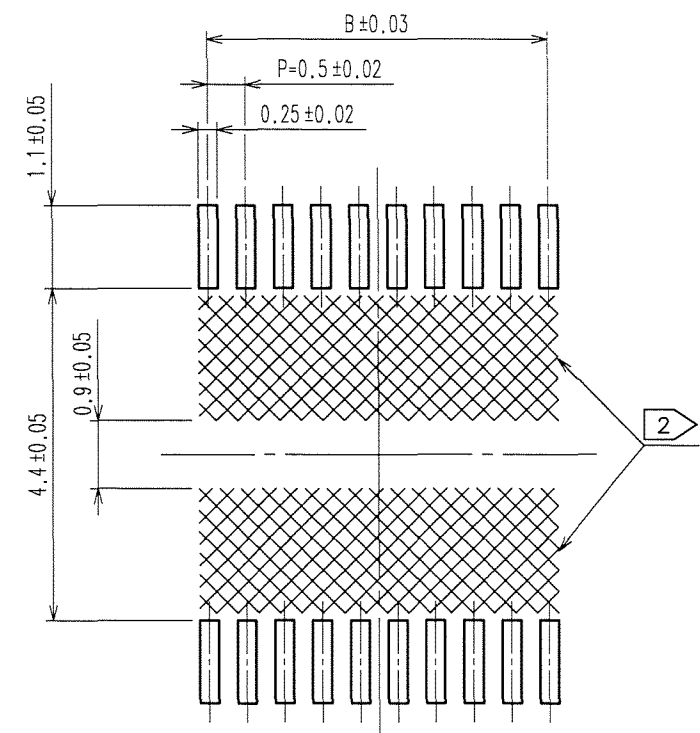


Feb.1.2023 Copyright 2023 HIROSE ELECTRIC CO., LTD. All Rights Reserved.
In case of consideration for using Automotive equipment / device which demand high reliability, kindly contact our sales window correspondents.

COUNT	DESCRIPTION OF REVISIONS	BY	CHKD	DATE	COUNT	DESCRIPTION OF REVISIONS	BY	CHKD	DATE
2	RE-H-04037	T.GK.	A001128		2	DIS-H-002654	A.T.	T.M.	07.12.06
1	RE-H-04269	T.GI.	T010316						
6	RE-H-04872	T.GK.	A020213						



RECOMMENDED PATTERN



PART NO.	CODE NO.	NUMBER OF CONTACT	A	B
DF23C-10DS-0.5V(51)	CL688-0306-9-51	10	5.1	2.0
DF23C-14DS-0.5V(51)	CL688-0300-2-51	14	6.1	3.0
DF23C-16DS-0.5V(51)	CL688-0307-1-51	16	6.6	3.5
DF23C-20DS-0.5V(51)	CL688-0301-5-51	20	7.6	4.5
DF23C-30DS-0.5V(51)	CL688-0302-8-51	30	10.1	7.0
DF23C-40DS-0.5V(51)	CL688-0303-0-51	40	12.6	9.5
DF23C-50DS-0.5V(51)	CL688-0304-3-51	50	15.1	12.0
DF23C-60DS-0.5V(51)	CL688-0305-6-51	60	17.6	14.5

NOTES1 : LEAD CO-PLANARITY SHALL BE 0.1 mm MAX.
 2: WHEN A PART MARKED WITH HAS A PATTERN BUT NO RESIST ON IT, TAKE CARE TO PREVENT THE CONNECTOR FROM TOUCHING IT.
 3: UNDER PLANNING.

2	PHOSPHOR BRONZE	GOLD PLATED	5	PS	4	BLACK (PLASTIC REEL)
1	LCP	BLACK, UL94V-0	4	POLYESTER		CLEAR
			3	PS		CLEAR

NO.	MATERIAL	FINISH, REMARKS	NO.	MATERIAL	FINISH, REMARKS

CODE NO. (OLD)	DRAWN	DESIGNED	CHECKED	APPROVED	RELEASED
	T. Goi	T. Goi	K. Akiyama	K. Katayose	
	'00.07.13	'00.07.13	'00.08.29	'00.08.29	

SCALE	10 : 1	DRAWING NO.	EDC3-163543-01	PART NO.	DF23C-*DS-0.5V(51)
UNITS	mm	HIROSE ELECTRIC CO., LTD		CODE NO.	CL688-

TO

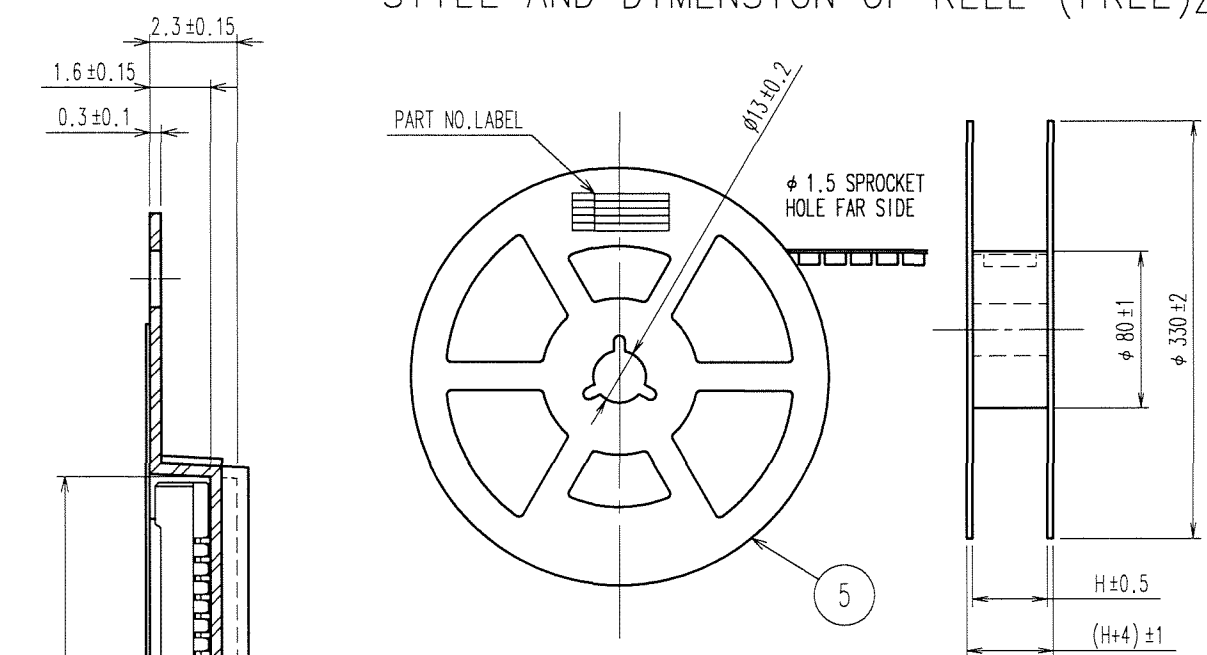
1/2

Feb.1.2023 Copyright 2023 HIROSE ELECTRIC CO., LTD. All Rights Reserved.
In case of consideration for using Automotive equipment / device which demand high reliability, kindly contact our sales window correspondents.

PART NO.	CODE NO.	NUMBER OF CONTACT	D	E	F	G	H
△ DF23C-10DS-0.5V(51)	CL688-0306-9-51	10	12.0	-	5.5	5.4	12.4
DF23C-14DS-0.5V(51)	CL688-0300-2-51	14	16.0	-	7.5	6.4	16.4
△ DF23C-16DS-0.5V(51)	CL688-0307-1-51	16	16.0	-	7.5	6.9	16.4
DF23C-20DS-0.5V(51)	CL688-0301-5-51	20	16.0	-	7.5	7.9	16.4
DF23C-30DS-0.5V(51)	CL688-0302-8-51	30	24.0	-	11.5	10.4	24.4
DF23C-40DS-0.5V(51)	CL688-0303-0-51	40	24.0	-	11.5	12.9	24.4
DF23C-50DS-0.5V(51)	CL688-0304-3-51	50	24.0	-	11.5	15.4	24.4
③ DF23C-60DS-0.5V(51)	CL688-0305-6-51	60	32.0	28.4	14.2	17.9	32.4

COUNT	DESCRIPTION OF REVISIONS	BY	CHKD	DATE	COUNT	DESCRIPTION OF REVISIONS	BY	CHKD	DATE
△					△				
△					△				
△					△				

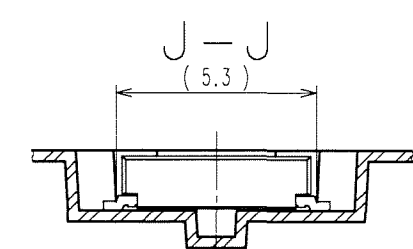
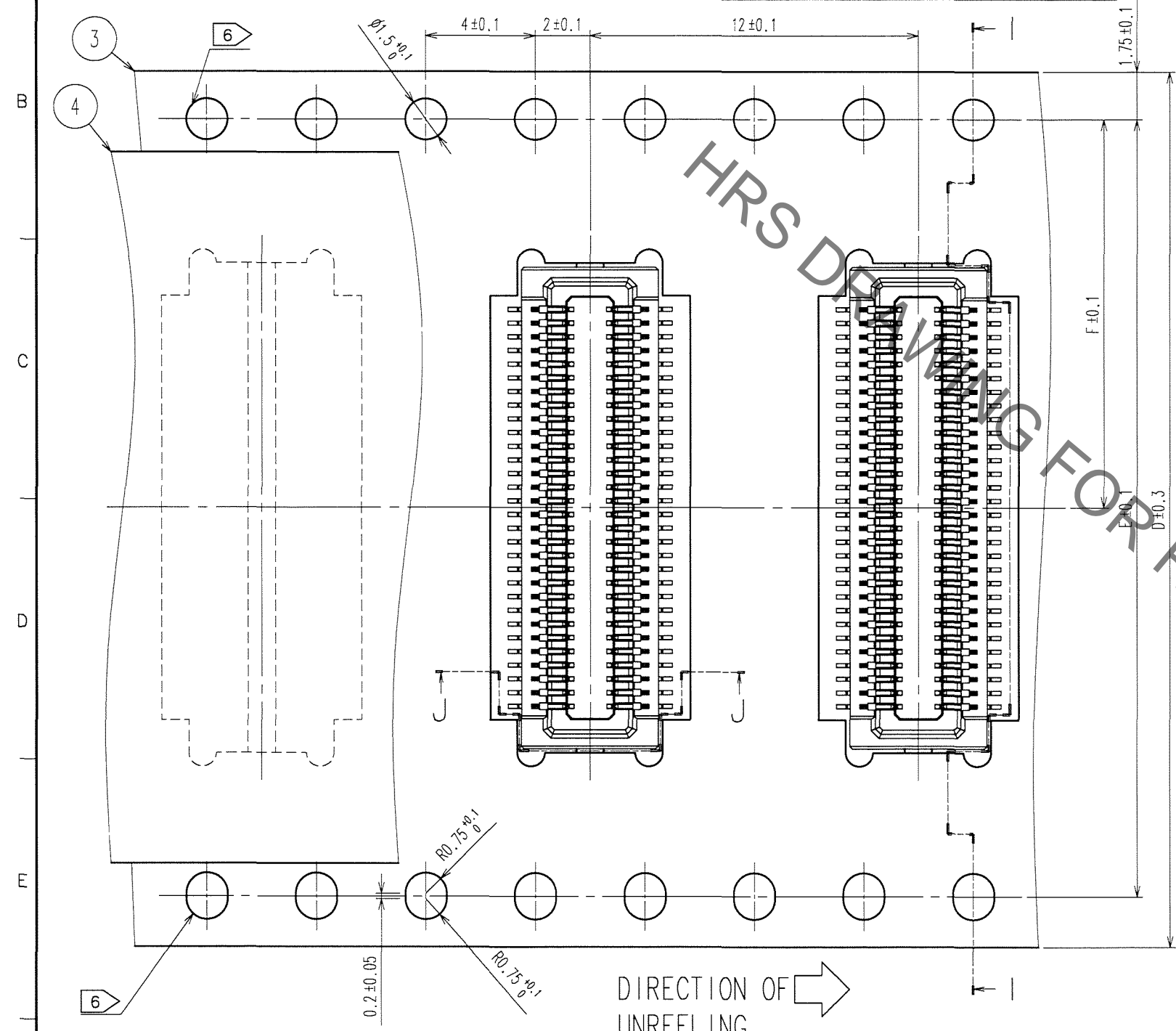
STYLE AND DIMENSION OF REEL (FREE)△



⑦ DETAIL OF PART NO. LABEL

DATE OF MANUFACTURED	** * * *
CODE NO.	CL688-*****-51
PART NO.	DF23C-*DS-0.5V(51)
QUANTITY	2000
SUPPLIER	HIROSE ELECTRIC CO.,LTD.

- NOTE 4 : 1 REEL: 2000 CONNECTORS
 △ 5 : AT THE BEGINNING OF REEL, 30 COMPONENTS ARE EMPTY.
 AT THE END OF REEL, 20 COMPONENTS ARE EMPTY.
 △ ⑥ WHEN TAPE WIDTH IS 12 TO 24 mm, SPROCKET HOLES ARE PUNCHED IN UPPER SIDE OF REEL.
 WHEN TAPE WIDTH IS 32 mm, SPROCKET HOLES ARE PUNCHED IN BOTH SIDE OF REEL AS SHOWN ON THIS DRAWING.
 ⑦ DETAIL OF PART NO. LABEL IS WRITTEN IN JAPANESE.



CODE NO. (OLD)	DRAWN	DESIGNED	CHECKED	APPROVED	RELEASED
	T.Goi	T.Goi	K.Akiyama	K.Katayose	
	'00.07.13	'00.07.13	'00.08.29	'00.08.29	
DRAWING NO.	PART NO.				
EDC3-163543-01	DF23C-*DS-0.5V(51)				
SCALE	CODE NO.				
5 : 1	CL688-		2		
UNITS					
mm					

TO

