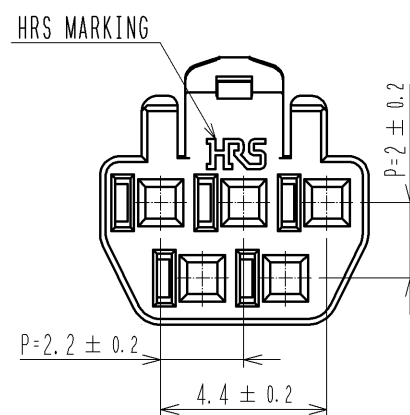
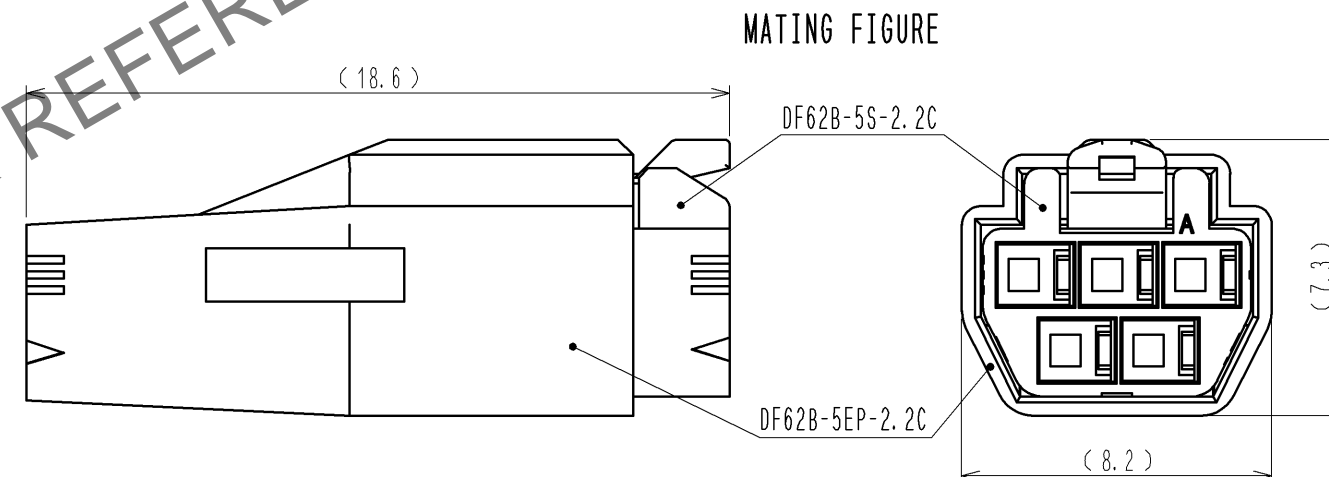
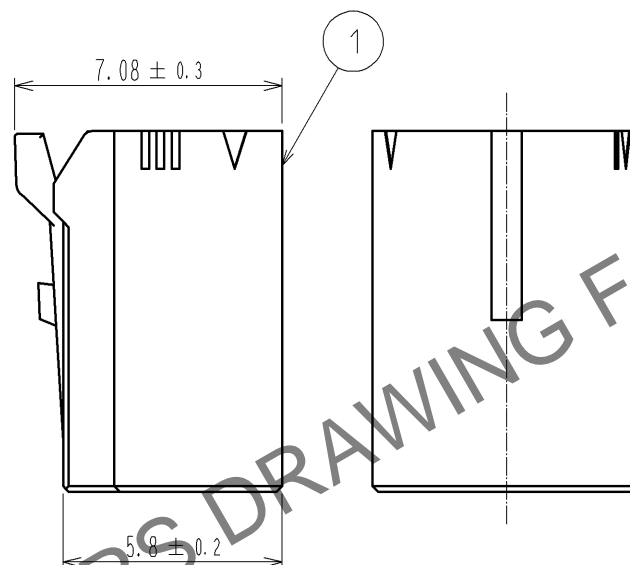
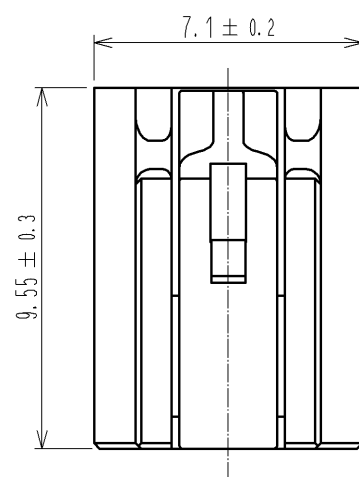
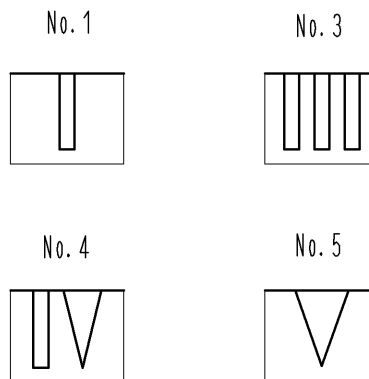
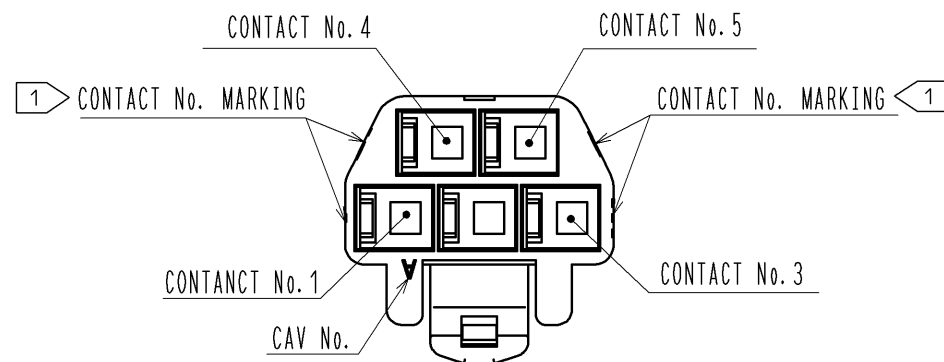
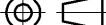





May.1.2024 Copyright 2024 HIROSE ELECTRIC CO., LTD. All Rights Reserved.
In case of consideration for using Automotive equipment / device which demand high reliability, kindly contact our sales window correspondents.

1> FIGURE-1 CONTACT No. MARKING (10:1)



- NOTE. 1> MARKINGS AT THE INDICATED POSITIONS ARE CONTACT NO. MARKING. AND SHAPES ARE SHOWN IN FIGURE-1.
2. PER PACK : 100 PIECES.
3. THE DIMENSIONS IN PARENTHESIS ARE FOR REFERENCE.

NO.			MATERIAL		FINISH . REMARKS			1	PBT		UL94V-0 (WHITE)					
UNITS					SCALE		COUNT	DESCRIPTION OF REVISIONS				DESIGNED		CHECKED		DATE
mm					5 : 1											
 HIROSE ELECTRIC CO., LTD.					APPROVED : KI. AKIYAMA			13. 07. 04		DRAWING NO.		EDC3-351959-00				
					CHECKED : OM. MIYAMOTO			13. 07. 03		PART NO.		DF62B-5S-2. 2C				
					DESIGNED : TH. YOSHIZAWA			13. 07. 03		CODE NO.		CL544-0554-8-00				
					DRAWN : MI. SAKIMURA			13. 06. 27				 1/1				