Apr.1.2024 Copyright 2024 HIROSE ELECTRIC CO., LTD. All Rights Reserved.
In case of consideration for using Automotive equipment / device which demand high reliability, kindly contact our sales window correspondents.

	COUNT	DESCRIPTION OF REVISIONS	BY	CHKD	DATE		COUNT	DESCRIPTION OF REVISIONS	BY	CHKD	DATE
△					. .	△					. .
△					. .	△					. .
△					. .	△					. .



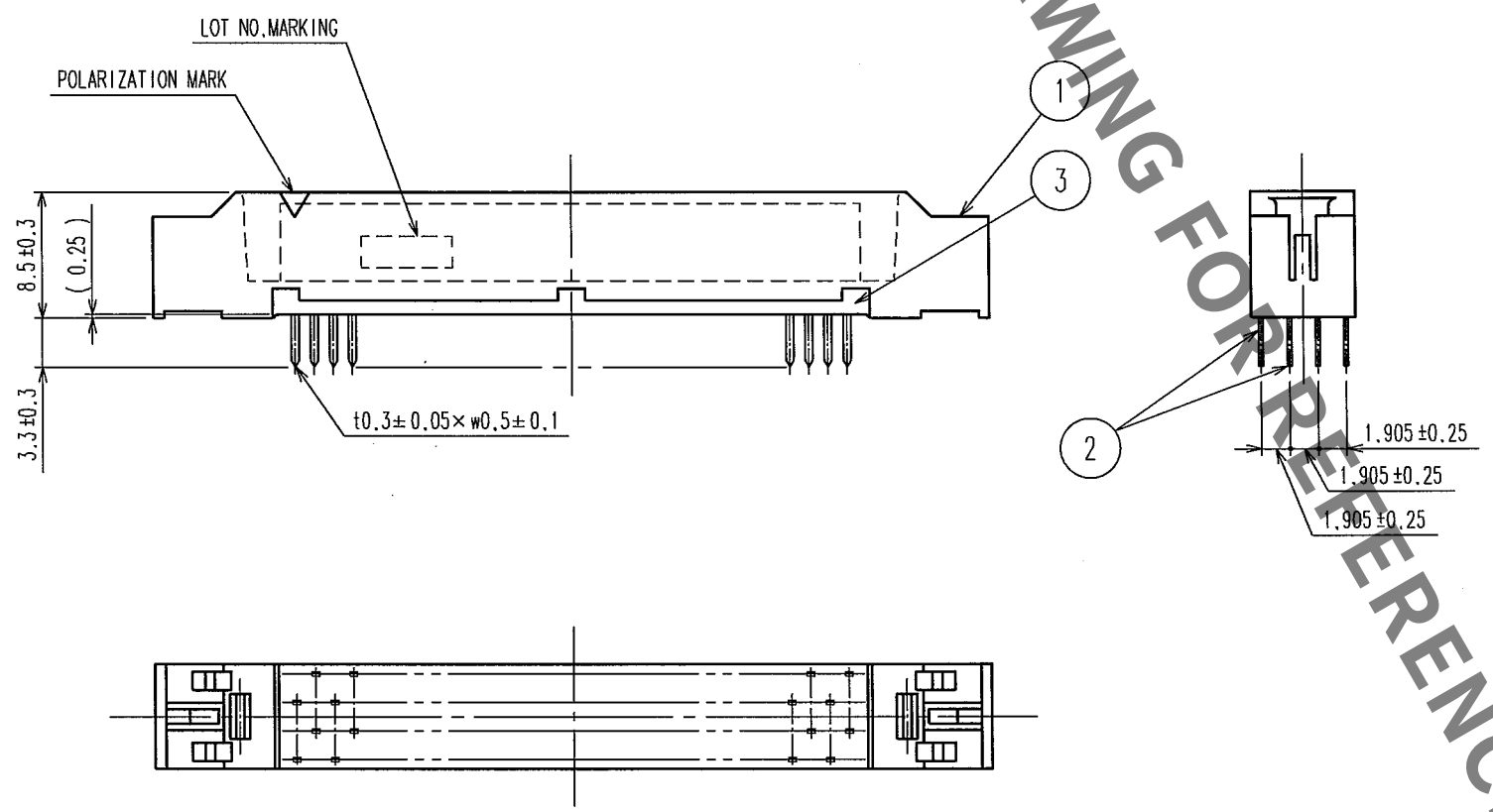

RECOMMENDEND PC BOARD HOLE PATTERN(MOUNTING SIDE)

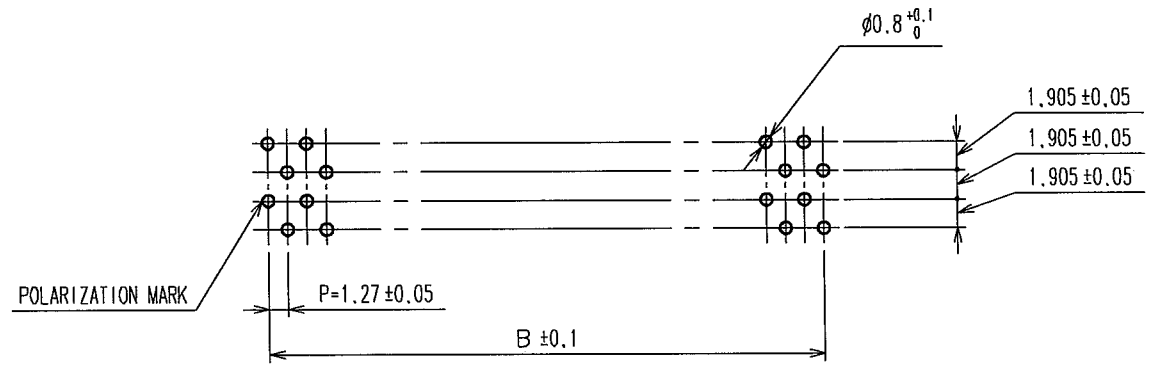

PART No.	CODE No.	2	A	B
FX2B- 40PA-1.27DSA(71)	CL572-0823-7-71	40	43.03	24.13
FX2B- 52PA-1.27DSA(71)	CL572-0824-0-71	52	50.65	31.75
FX2B- 60PA-1.27DSA(71)	CL572-0825-2-71	60	55.73	36.83
FX2B- 68PA-1.27DSA(71)	CL572-0826-5-71	68	60.81	41.91
FX2B- 80PA-1.27DSA(71)	CL572-0827-8-71	80	68.43	49.53
FX2B-100PA-1.27DSA(71)	CL572-0828-0-71	100	81.13	62.23

NOTES 1. THE DIMENSIONS IN PARENTHESES ARE FOR REFERENCE.
2 NUMBER OF PIN.

HRS DRAWING FOR REFERENCE

NO.	MATERIAL	FINISH, REMARKS	NO.	MATERIAL	FINISH, REMARKS
1, 3	POLYAMIDE	BLACK UL94V-0	2	BRASS	CONTACT AREA:GOLD FLASH DIP AREA:TIN-PLATING 2μm min UNDER PLATING:NICKEL 1μm min

CODE NO.(OLD)	DRAWN	DESIGNED	CHECKED	APPROVED	RELEASED
CL	I.OKAYAMA 04.06.02	K.NAKAMURA 04.06.02	H.OKAWA 04.06.14	H.OKAWA 04.06.14	

SCALE FREE	DRAWING NO. EDC3-151042-21	PART NO. FX2B-※※PA-1.27DSA(71)
UNITS mm	HRS HIROSE ELECTRIC CO.,LTD.	CODE NO. CL572 1/1

TO
PCK

FORM NO.233