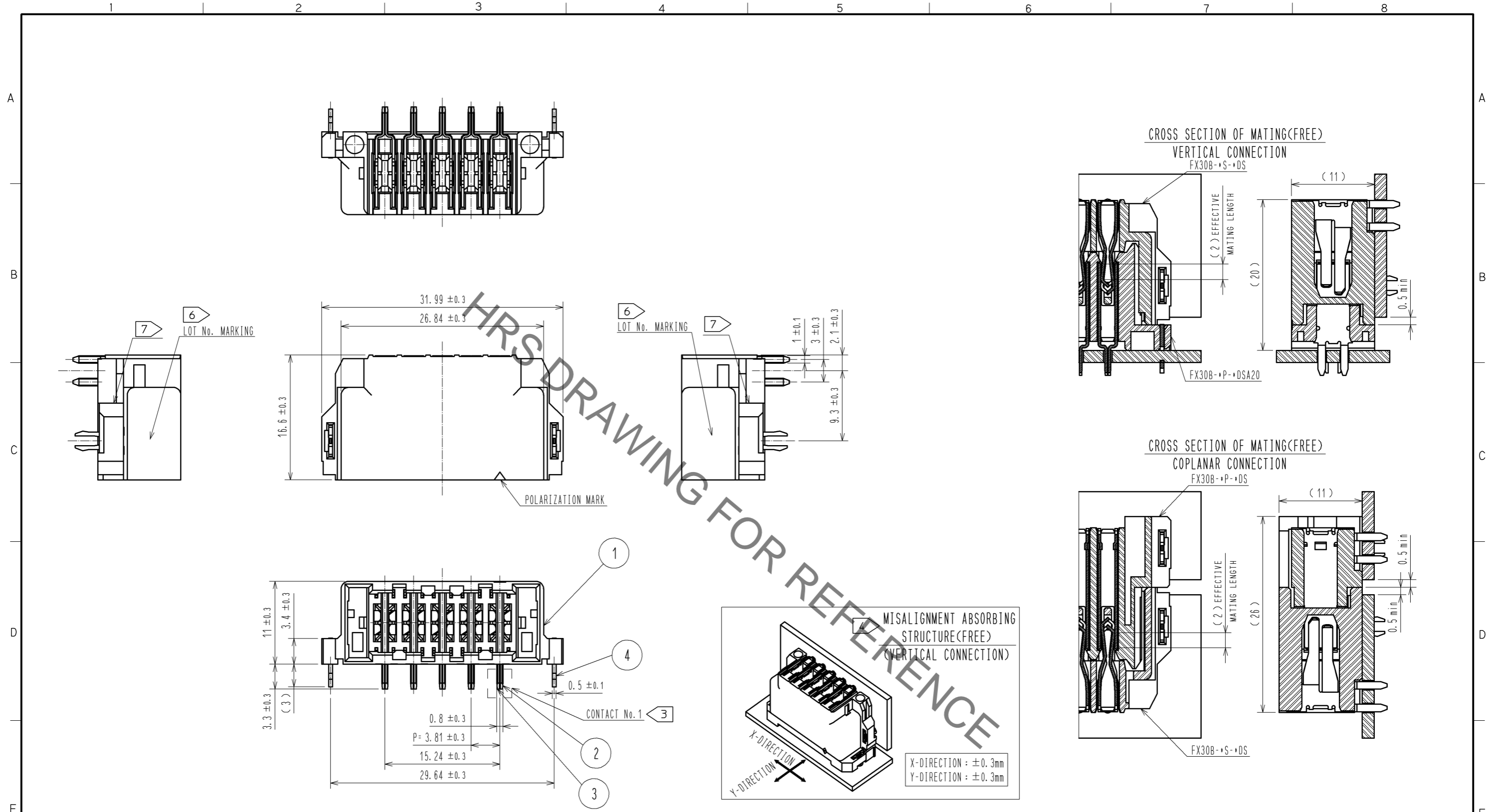


Oct.1.2019 Copyright 2019 HIROSE ELECTRIC CO., LTD. All Rights Reserved.
In case of consideration for using Automotive equipment / device which demand high reliability, kindly contact our sales window correspondents.



- NOTE
- ① THIS PRODUCT IS PACKAGED IN TRAY.(25pcs/TRAY)
 - ② BLEMISH AND HIT MARK CAN BE OCCURED THROUGH OUT THE MANUFACTURING PROCESS WHICH DOESN'T AFFECT QUALITY LEVEL.
ALSO, BLACK SPOT COULD BE OBSERVED ON THE SURFACE OF HOUSING.
 - ③ FOR THE CONTACT NO., ADJACENT TWO PAIRS OF LEADS PLACED BACK-TO-BACK (4 LEADS IN TOTAL) COMPOSE ONE LINE.
 - ④ MISALIGNMENT ABSORBING RANGE: ±0.3mm max.
 - ⑤ THE DIMENSION IN PARENTHESES ARE FOR REFERENCES.
 - ⑥ LOT NO. IS INDICATED AT EITHER ONE OF THE POSITION AS SHOWN.
 - ⑦ POSSIBLE SHORT SHOT AND/OR BURR AT THE INDICATED AREA DOES NOT AFFECT THE PRODUCT QUALITY.

2	COPPER ALLOY	CONTACT AREA:GOLD-PLATING 0.1 μm LEAD AREA:TIN-PLATING 1.0 μm UNDER PLATING:NICKEL 1.0 μm	4	PHOSPHOR BRONZE	TIN-PLATING 3.0 μm UNDER PLATING:NICKEL 1.0 μm
1	POLYAMIDE	BLACK UL94V-0	3	COPPER ALLOY	CONTACT AREA:GOLD-PLATING 0.1 μm LEAD AREA:TIN-PLATING 1.0 μm UNDER PLATING:NICKEL 1.0 μm
5	POLYSTYRENE				

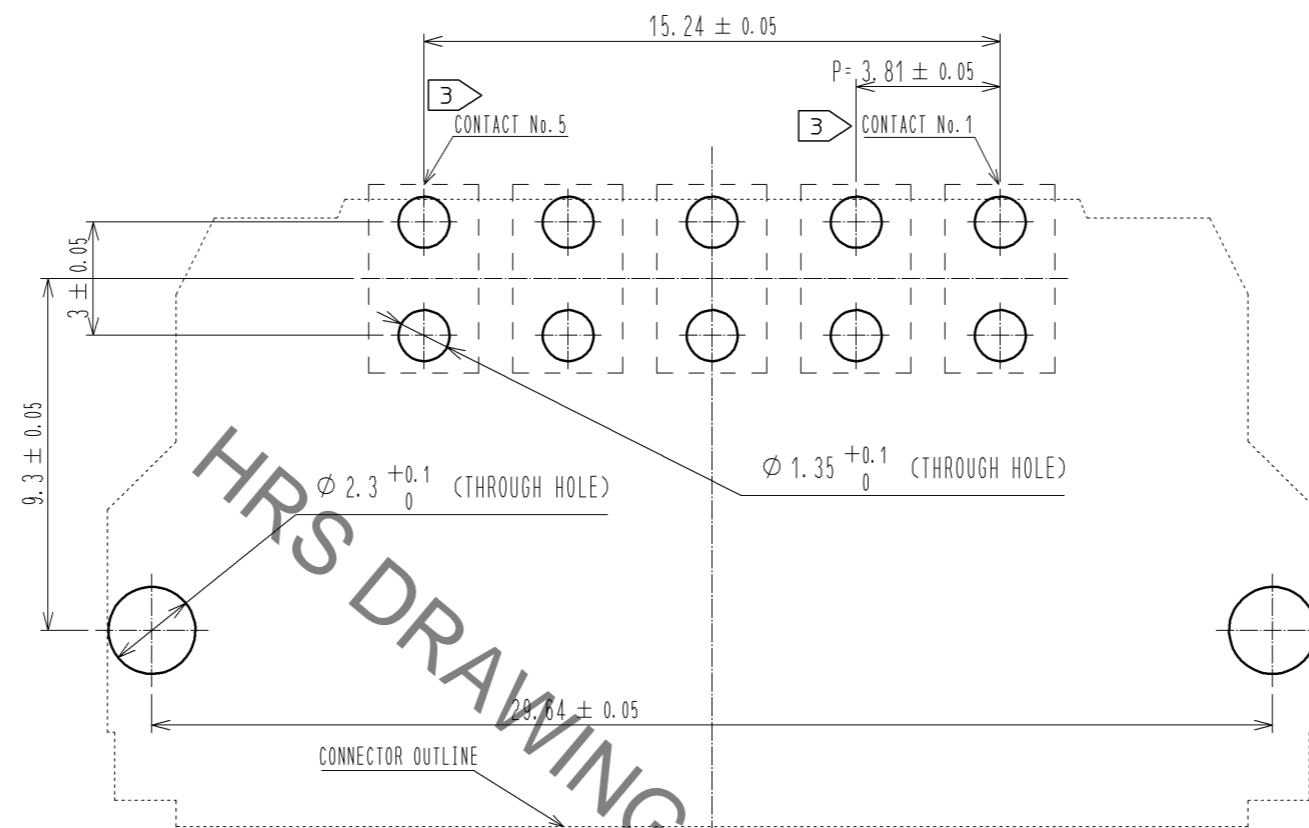
NO.	MATERIAL	FINISH .	REMARKS	NO.	MATERIAL	FINISH .	REMARKS
2	COPPER ALLOY	CONTACT AREA:GOLD-PLATING 0.1 μm LEAD AREA:TIN-PLATING 1.0 μm UNDER PLATING:NICKEL 1.0 μm		4	PHOSPHOR BRONZE	TIN-PLATING 3.0 μm UNDER PLATING:NICKEL 1.0 μm	
1	POLYAMIDE	BLACK UL94V-0		3	COPPER ALLOY	CONTACT AREA:GOLD-PLATING 0.1 μm LEAD AREA:TIN-PLATING 1.0 μm UNDER PLATING:NICKEL 1.0 μm	

UNITS	SCALE	COUNT	DESCRIPTION OF REVISIONS	DESIGNED	CHECKED	DATE
mm	2 : 1	△	APPROVED : HS. OKAWA 13.03.13 CHECED : KI. HIROKAWA 13.03.12 DESIGNED : DK. AIMOTO 13.03.11 DRAWN : DK. AIMOTO 13.03.11			

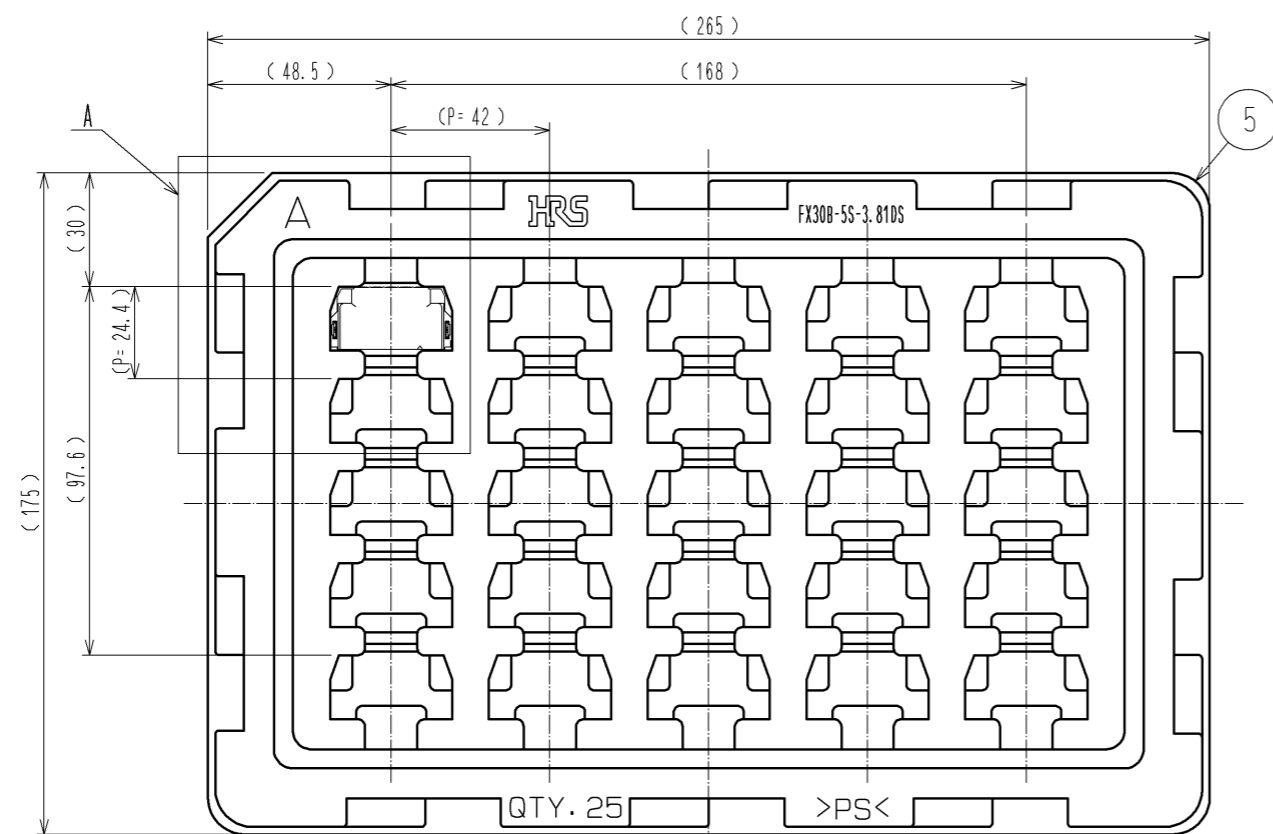
DRAWING NO.	EDC3-347279-00
PART NO.	FX30B-5S-3.81DS
CODE NO.	CL570-3603-4-00

Oct.1.2019 Copyright 2019 HIROSE ELECTRIC CO., LTD. All Rights Reserved.
In case of consideration for using Automotive equipment / device which demand high reliability, kindly contact our sales window correspondents.

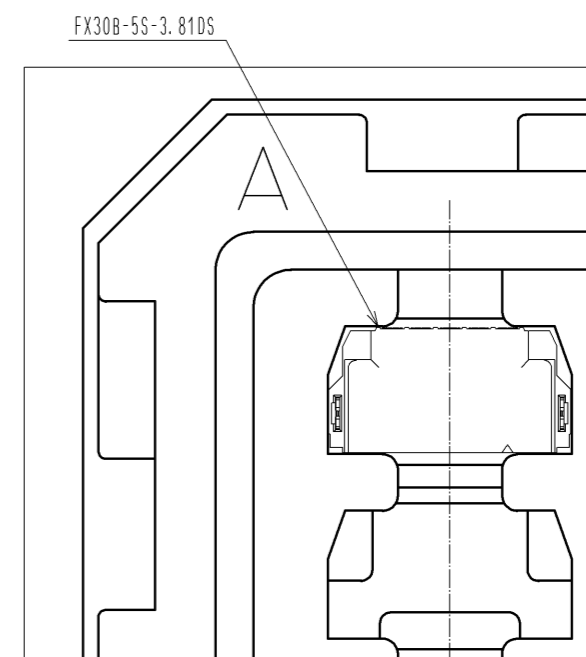
RECOMMENDED HOLE PATTERN DIMENSION OF PCB(5:1)
(CONNECTOR MOUNTING SIDE, PCB THICKNESS:t=1.6mm)



1 DRAWING FOR PACKAGING(1:2)



A(1:1)



HRS

DRAWING NO.	EDC3-347279-00
PART NO.	FX30B-5S-3.81DS
CODE NO.	CL570-3603-4-00

2/2