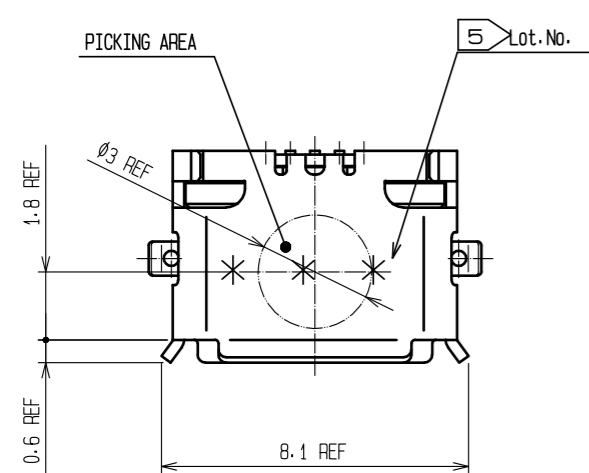
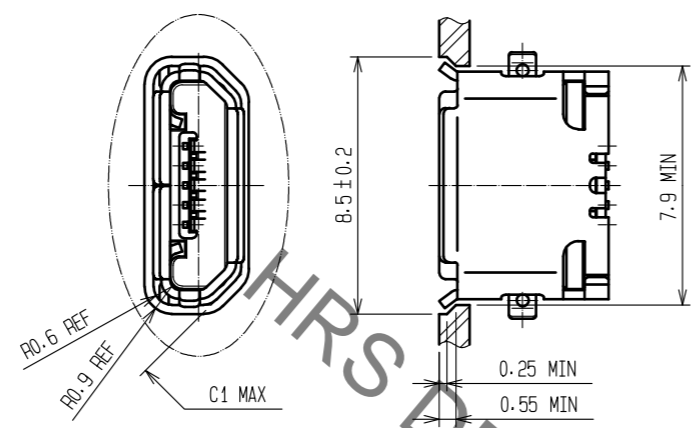


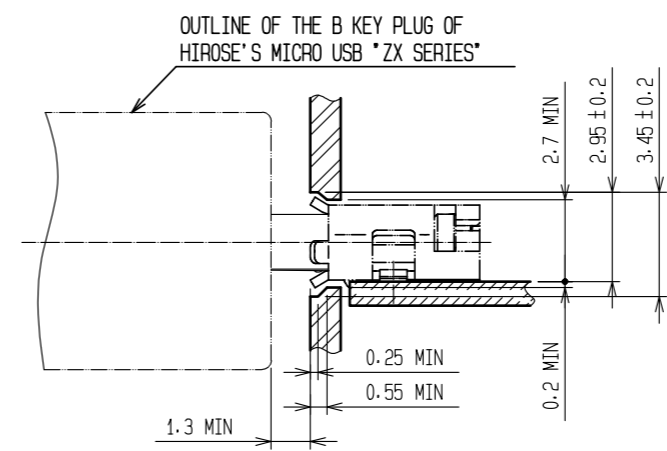
Jun.1.2021 Copyright 2021 HIROSE ELECTRIC CO., LTD. All Rights Reserved.  
In case of consideration for using Automotive equipment / device which demand high reliability, kindly contact our sales window correspondents.



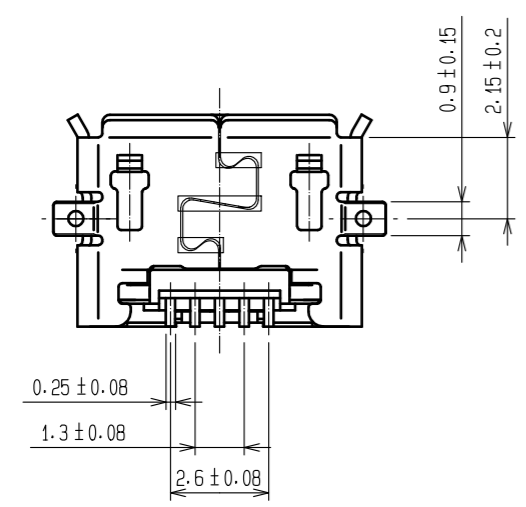
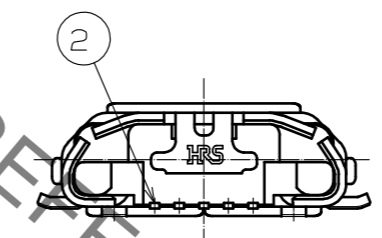
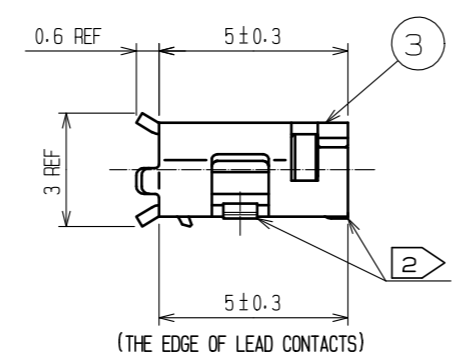
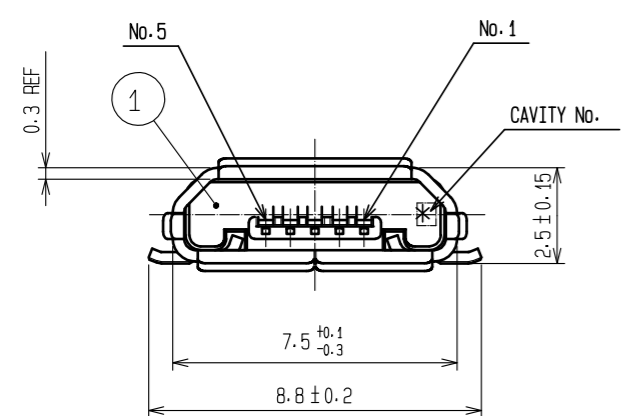
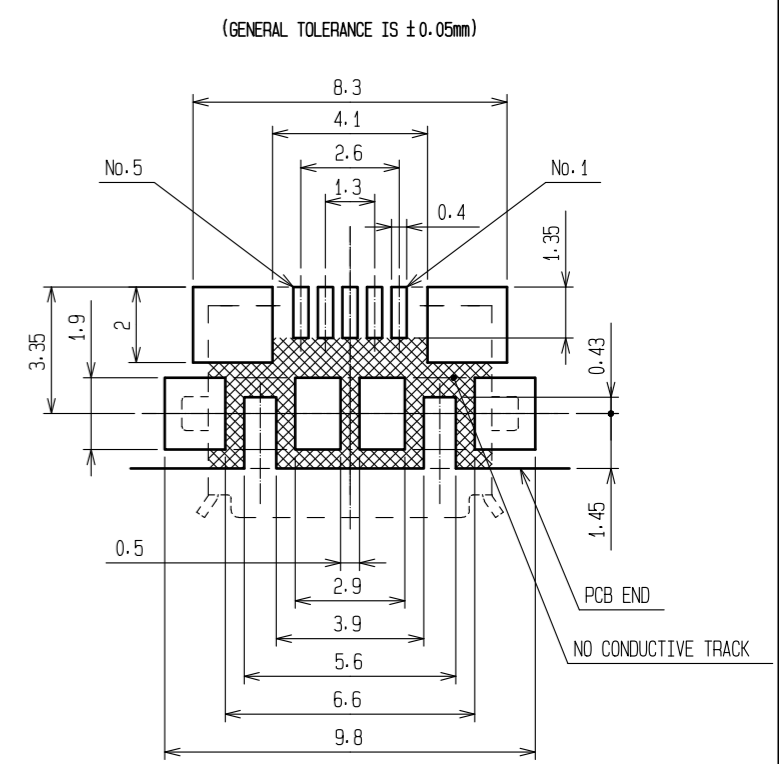
RECOMMENDED PANEL CUTOUT (4:1)



MATED WITH CORRESPONDING PLUG (4:1)



PCB LAYOUT

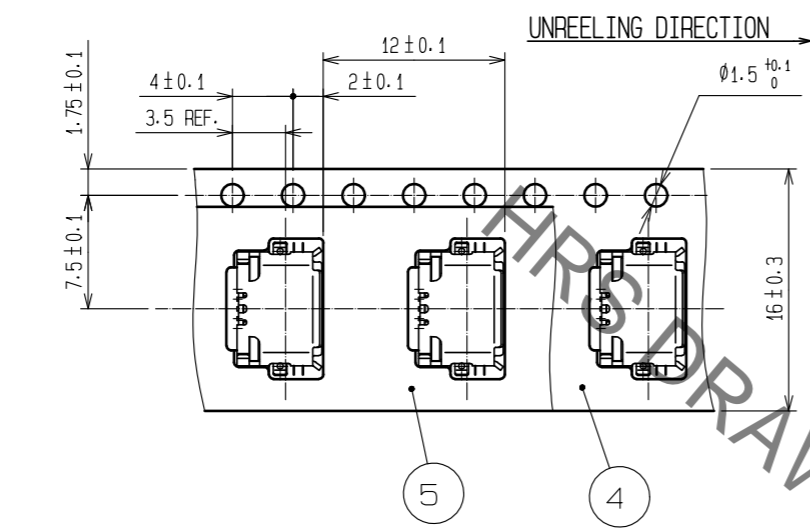


- NOTES
- 1 INTERFACE DIMENSIONS CONFORM TO USB2.0 SPECIFICATION.
  - 2 CO-PLANARITY IS WITHIN 0.08 mm.
  - 3 PLATING  
CONTACT AREA : GOLD 0.75 μm MIN.  
LEAD AREA : GOLD 0.05 μm MIN.  
UNDER PLATING : NICKEL 2 μm MIN.
  - 4 PER REEL : 2000 PCS.
  - 5 CODE CONFIGURATION IS SHOWN IN FIG.1

2	COPPER ALLOY	3	5	PE				
1	LCP	BLACK • UL94V-0	4	PS				
			3	STAINLESS STEEL TIN PLATING 1 μm MIN. LUBRICANT				
NO.	MATERIAL	FINISH . REMARKS	NO.	MATERIAL	FINISH . REMARKS			
UNITS	mm	SCALE	5 : 1	COUNT	DESCRIPTION OF REVISIONS	DESIGNED	CHECKED	DATE
HRS HIROSE ELECTRIC CO., LTD.		APPROVED	NM. NISHIMATSU	15.10.27	DRAWING NO.	EDC-126271-30-00		
		CHECKED	KN. ICHIKAWA	15.10.27	PART NO.	ZX62R-B-5P(30)		
		DESIGNED	TS. ITO	15.10.27	CODE NO.	CL242-0028-8-30		
		DRAWN	AK. AKIYAMA	15.10.27		1/2		

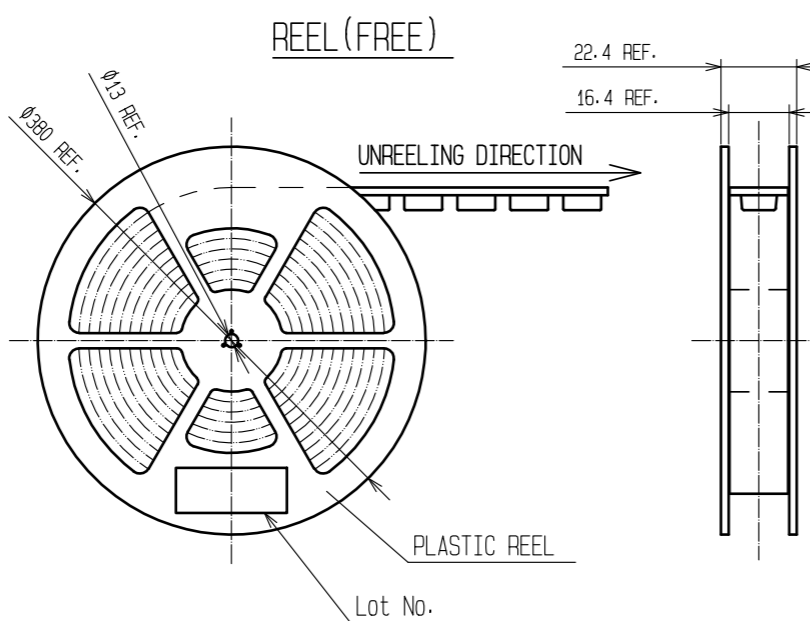
Jun.1.2021 Copyright 2021 HIROSE ELECTRIC CO., LTD. All Rights Reserved.  
 In case of consideration for using Automotive equipment / device which demand high reliability, kindly contact our sales window correspondents.

4 DRAWING FOR PACKING (2:1)



5 Fig.1 LOT CODE CONFIGURATION FOR 3 DIGITS

YEAR	CODE	MONTH		DAY					
		MONTH	CODE	DAY	CODE	DAY	CODE	DAY	CODE
2007	7	Jan.	A	1	1	11	B	21	M
2008	8	Feb.	B	2	2	12	C	22	N
2009	9	Mar.	C	3	3	13	D	23	P
2010	0	Apr.	D	4	4	14	E	24	Q
2011	1	May.	E	5	5	15	F	25	R
		Jun.	F	6	6	16	G	26	S
		Ju1.	G	7	7	17	H	27	T
		Aug.	H	8	8	18	J	28	U
		Sep.	I	9	9	19	K	29	V
		Oct.	J	10	A	20	L	30	W
		Nov.	K					31	X
		Dec.	L						



<b>HRS</b>	DRAWING NO.	EDC-126271-30-00
	PART NO.	ZX62R-B-5P(30)
	CODE NO.	CL242-0028-8-30

2/2