


APPLICABLE STANDARD				
RATING 	OPERATING TEMPERATURE RANGE	-40°C TO + 85°C (NOTE 1)	STORAGE TEMPERATURE RANGE	-10°C TO + 60°C (NOTE 2)
	OPERATING HUMIDITY RANGE	40% TO + 80% (NOTE 3)	STORAGE HUMIDITY RANGE	40% TO + 70% (NOTE 2)
	VOLTAGE	250V AC/DC	APPLICABLE CONNECTOR	DF11-*DS-2C
	CURRENT	3A	APPLICABLE CABLE	AWG22

SPECIFICATIONS

ITEM	TEST METHOD	REQUIREMENTS	QT	AT
------	-------------	--------------	----	----


CONSTRUCTION

GENERAL EXAMINATION	VISUALLY AND BY MEASURING INSTRUMENT.	ACCORDING TO DRAWING.	X	X
MARKING	CONFIRMED VISUALLY.		X	X

ELECTRIC CHARACTERISTICS

CONTACT RESISTANCE	100mA (DC OR 1000 Hz).	30mΩ MAX.	X	-
--------------------	------------------------	-----------	---	---


MECHANICAL CHARACTERISTICS


CONTACT INSERTION AND EXTRACTION FORCE	□0.5±0.002 BY STEEL GAUGE.	INSERTION FORCE 4.4N MAX EXTRACTION FORCE 0.3N MIN	X	-
MECHANICAL OPERATION 	30 TIMES INSERTIONS AND EXTRACTIONS.	① CONTACT RESISTANCE: 30mΩ MAX. ② NO DAMAGE, CRACK OR LOOSENESS OF PARTS.	X	-
CONTACT INSERTION AND EXTRACTION FORCE	□0.5±0.002 BY STEEL GAUGE.	INSERTION FORCE 4.4N MAX EXTRACTION FORCE 0.3N MIN	X	-
VIBRATION	FREQUENCY 10 TO 55 Hz, SINGLE AMPLITUDE 0.75 mm, AT 2 h, FOR 3 DIRECTIONS.	① NO ELECTRICAL DISCONTINUITY OF 1μs. ② NO DAMAGE, CRACK OR LOOSENESS OF PARTS.	X	-
SHOCK	490 m/s ² DURATION OF PULSE 11 ms AT 3 TIMES FOR 3 DIRECTIONS.	① NO ELECTRICAL DISCONTINUITY OF 1μs. ② NO DAMAGE, CRACK OR LOOSENESS OF PARTS.	X	-

ENVIRONMENTAL CHARACTERISTICS

RAPID CHANGE OF TEMPERATURE	TEMPERATURE -55→ 5 TO 35→ 85→ 5 TO 35 °C TIME 30→10 TO 15→30→10 TO 15 min UNDER 5 CYCLES.	① CONTACT RESISTANCE: 30mΩ MAX. ② NO DAMAGE, CRACK OR LOOSENESS OF PARTS.	X	-
DAMP HEAT (STEADY STATE)	EXPOSED AT 40 ± 2 °C, 90 TO 95 %, 96 h.	① CONTACT RESISTANCE: 30mΩ MAX. ② NO DAMAGE, CRACK OR LOOSENESS OF PARTS.	X	-



REMARKS

NOTE 1:INCLUDING THE TEMPERATURE RISE BY CURRENT
 NOTE 2:APPLY TO THE CONDITION OF LONG TERM STORAGE FOR UNUSED PRODUCTS BEFORE MOUNTED ON PCB,
 AFTER MOUNTED ON PCB, OPERATION TEMPERATURE AND HUMIDITY RANGE IS APPLIED FOR INTERIM
 STORAGE DURING TRANSPORTATION.
 NOTE 3:NO CONDENSING. 

	COUNT	DESCRIPTION OF REVISIONS	DESIGNED	CHECKED	DATE
	4	DIS-H-00004269	TS. MIYAKI	HS. OKAWA	20180928

Unless otherwise specifid , refer to IEC 60512.	APPROVED	KJ. KATAYOSE	20050105
	CHECKED	TY. OMA	20050105
	DESIGNED	IO. DENPOUYA	20050105
	DRAWN	IO. DENPOUYA	20050105

Note QT:Qualification Test AT:Assurance Test X:Applicable Test	DRAWING NO.	ELC-081372-00-00
--	-------------	------------------

	SPECIFICATION SHEET	PART NO.	DF11-22SCF	
	HIROSE ELECTRIC CO., LTD.	CODE NO.	CL543-0601-0-00	 1/1