







Nov. 1. 2020 Copyright 2020 HIROSE ELECTRIC CO., LTD. All Rights Reserved. In case of consideration for using Automotive equipment / device which demand high reliability, kindly contact our sales window correspondents.

Applicable standard					
Rating	Operating temperature range	-35°C to + 85°C (Note 1)	Storage temperature range	-10°C to + 60°C (Note 3)	
	Operating humidity range	20 % to 80 % (Note 2)	Storage humidity range	40 % to 70 % (Note 3)	
	Voltage	AC/DC 100V	Applicable connector	DF50-50DP-1V (##) DF50-50DP-1H (##)	
	Current 	AWG 26 : 1.0 A AWG 28 : 1.0 A AWG 30 : 0.9 A AWG 32 : 0.7 A	Applicable Contact 	DF50-26SCFA (##) DF50-2830SCFA (##) DF50K-2830SCFA (##) DF50-3032SCFA (##)	
Specifications					
Item	Test method		Requirements	QT	AT
Construction					
General examination	Visually and by measuring instrument.		According to drawing.	X	X
Marking	Confirmed visually.			X	X
Electric characteristics					
Insulation resistance	100V DC.		500MΩ MIN.	X	-
Voltage proof	300V AC for 1 min.		No flashover or breakdown.	X	-
Mechanical characteristics					
Mechanical operation 	30times insertions and extractions.		No damage, crack or looseness of parts.	X	-
Vibration	Frequency 10 to 55 Hz, single amplitude 0.75 mm, at 10 cycles for each, for 3 directions.			X	-
Shock	490 m/s ² duration of pulse 11 ms At 3 times for 3 directions.			X	-
Environmental characteristics					
Damp heat (Steady state)	Exposed at 40 ± 2 °c, 90 to 95 %, 96 h.		① Insulation resistance: 100MΩ MIN. ② No damage, crack or looseness of parts.	X	-
Rapid change of temperature	Temperature -55→+85°C Time 30→ 30min. Under 5 cycles. (The transferring time of the tank is 2 to 3 min)		① Insulation resistance: 500MΩ MIN. ② No damage, crack or looseness of parts.	X	-
Remarks					
Note 1: Include the temperature rising by current.					
Note 2: No condensing.					
Note 3: Apply to the condition of long term storage for unused products before harness assembly. After harness assembly, operating temperature and humidity range is applied for interim storage during transportation.					
	Count	Description of revisions	Designed	Checked	Date
	3	DIS-H-00005496	HT. SATO	SZ. ONO	20191120
Unless otherwise specified, refer to IEC 60512.			Approved	KI. AKIYAMA	20120531
			Checked	HK. UMEHARA	20120531
			Designed	TT. OHSAKO	20120530
			Drawn	TT. OHSAKO	20120530
Note QT:Qualification Test AT:Assurance Test X:Applicable Test			Drawing no.		ELC-330238-00-00
	Specification sheet		Part no.	DF50S-50DS-1C	
	Hirose electric co., ltd.		Code no.	CL665-0012-4-00	 1/1