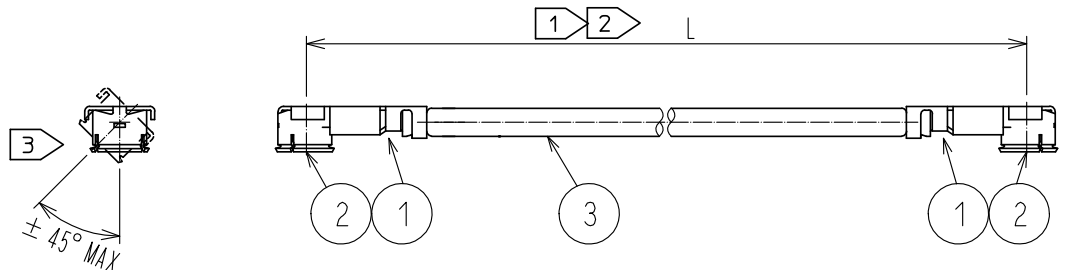


Feb.1.2025 Copyright 2025 HIROSE ELECTRIC CO., LTD. All Rights Reserved.
 In case of consideration for using Automotive equipment / device which demand high reliability, kindly contact our sales window correspondents.



Part No.	Cable color
~066N1~	GRAY
~066N2~	BLACK

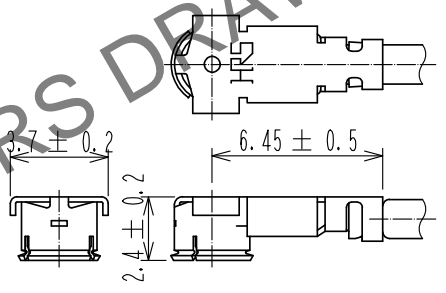
NOTE 1 We indicate the length of the harness on the last of product name. 'L' part.
 2 Tolerance for [L]

Length L [mm]	Tolerance [mm]
$35 \leq L \leq 200$	± 4
$200 < L \leq 500$	± 8
$500 < L \leq 1000$	± 12
$1000 < L$	$\pm 1.5\%$

3 Connector rotation angle is within ± 45 degree from the above image.
 For long length in the case of $L > 500$, the angle is optional.

4. Specifications are subject to change without notice.

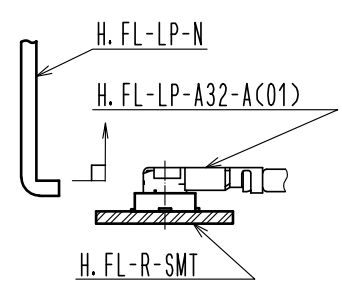
[DIMENSIONS OF CONNECTOR]



⚠ For stable supply of this series, material supplier of piece part#1 will be changed during 2019-2022. Please note this change in advance. There will be no difference in product performance and quality.

[PRECAUTIONS FOR HANDLING]

- ◆ Connector insertion and extraction
 - a. Connector shall be extracted vertically by specialised extraction JIG.
 Part No. : H.FL-LP-NCCL Code: CL331-0551-7
 Never hold the cable when extracting the cable because it damages the connector.
 - b. Insert the connector as perpendicularly to the mating surface as possible by aligning the mating axes of both connectors. Do not excessively slant the connectors when inserting.



2	H. FL-LP CONTACT	CL331-0511-2		
1	H. FL-LP-A32-A(C01)	CL331-0508-8-01	3	1.32Dia. coaxial cable
NO.	PART NO.	CODE NO.	NO.	PART NO.

UNITS	SCALE	COUNT	DESCRIPTION OF REVISIONS	DESIGNED	CHECKED	DATE
mm	FREE	1	DIS-D-00003994	MK. INOUE	NK. NINOMIYA	20190419

HIROSE ELECTRIC CO., LTD.	APPROVED : NK. NINOMIYA	20180608	DRAWING NO.	H. FL-2LP(A)-066**-A-L 1
	CHECKED : MT. KANEKO	20180608	PART NO.	
	DESIGNED : MS. MATSUMOTO	20180608	CODE NO.	
	DRAWN : MS. MATSUMOTO	20180608		