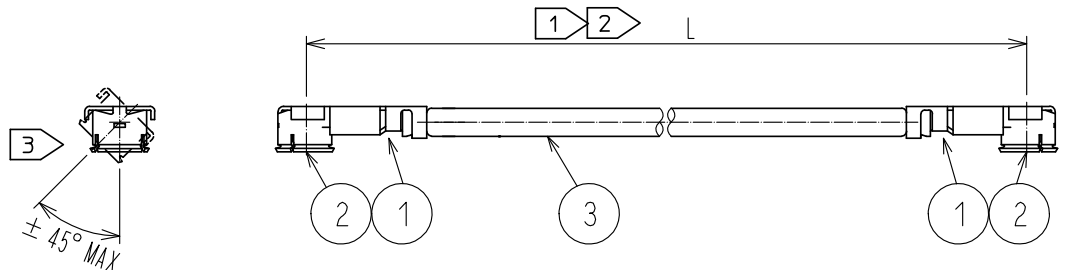


Jan.1.2025 Copyright 2025 HIROSE ELECTRIC CO., LTD. All Rights Reserved.  
 In case of consideration for using Automotive equipment / device which demand high reliability, kindly contact our sales window correspondents.



Part No.	Cable color
~066N1~	GRAY
~066N2~	BLACK

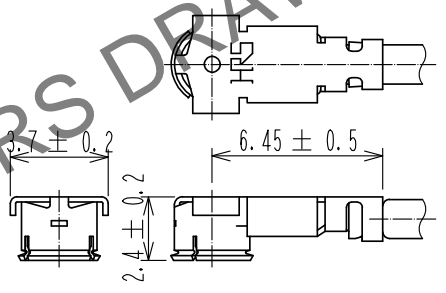
NOTE 1 We indicate the length of the harness on the last of product name. 'L' part.  
 2 Tolerance for [L]

Length L [mm]	Tolerance [mm]
$35 \leq L \leq 200$	$\pm 4$
$200 < L \leq 500$	$\pm 8$
$500 < L \leq 1000$	$\pm 12$
$1000 < L$	$\pm 1.5\%$

3 Connector rotation angle is within  $\pm 45$  degree from the above image.  
 For long length in the case of  $L > 500$ , the angle is optional.

4. Specifications are subject to change without notice.

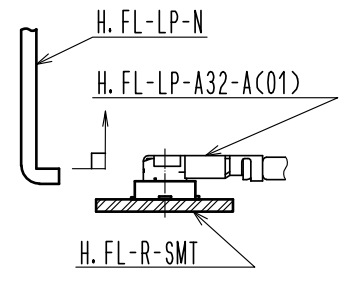
[ DIMENSIONS OF CONNECTOR ]



⚠ For stable supply of this series, material supplier of piece part#1 will be changed during 2019-2022. Please note this change in advance. There will be no difference in product performance and quality.

[ PRECAUTIONS FOR HANDLING ]

- ◆ Connector insertion and extraction
  - a. Connector shall be extracted vertically by specialised extraction JIG.  
 Part No. : H.FL-LP-NCCL Code: CL331-0551-7)  
 Never hold the cable when extracting the cable because it damages the connector.
  - b. Insert the connector as perpendicularly to the mating surface as possible by aligning the mating axes of both connectors. Do not excessively slant the connectors when inserting.



2	H. FL-LP CONTACT	CL331-0511-2		
1	H. FL-LP-A32-A(C01)	CL331-0508-8-01	3	1.32Dia. coaxial cable
NO.	PART NO.	CODE NO.	NO.	PART NO.
UNITS mm		SCALE FREE	COUNT 1	DESCRIPTION OF REVISIONS DIS-D-00003994
HIROSE ELECTRIC CO., LTD.		APPROVED : NK. NINOMIYA 20180608	DRAWING NO.	
		CHECKED : MT. KANEKO 20180608	PART NO. H. FL - 2LP(A) - 066 * * - A - L 1	
		DESIGNED : MS. MATSUMOTO 20180608	CODE NO.	
		DRAWN : MS. MATSUMOTO 20180608	1/1	