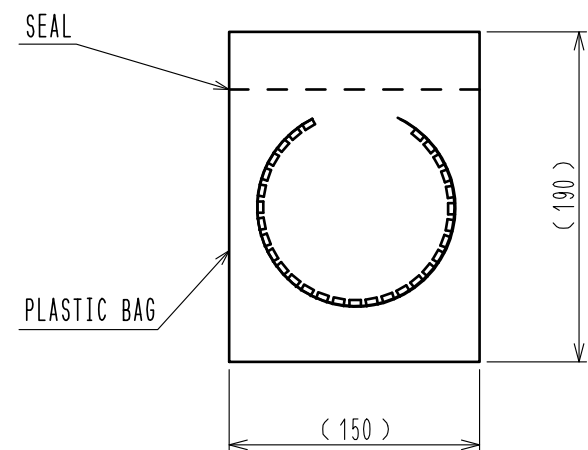
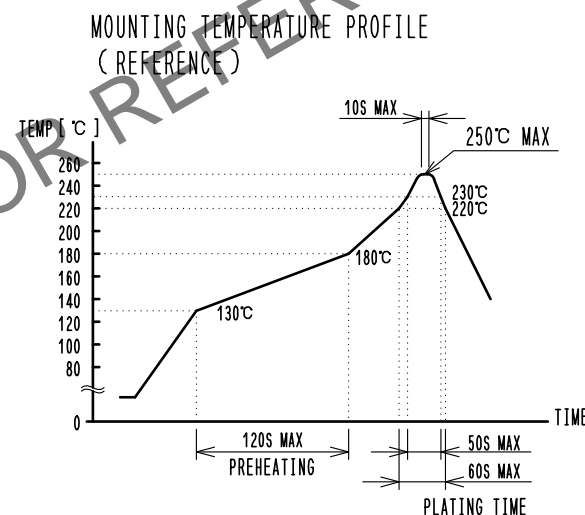
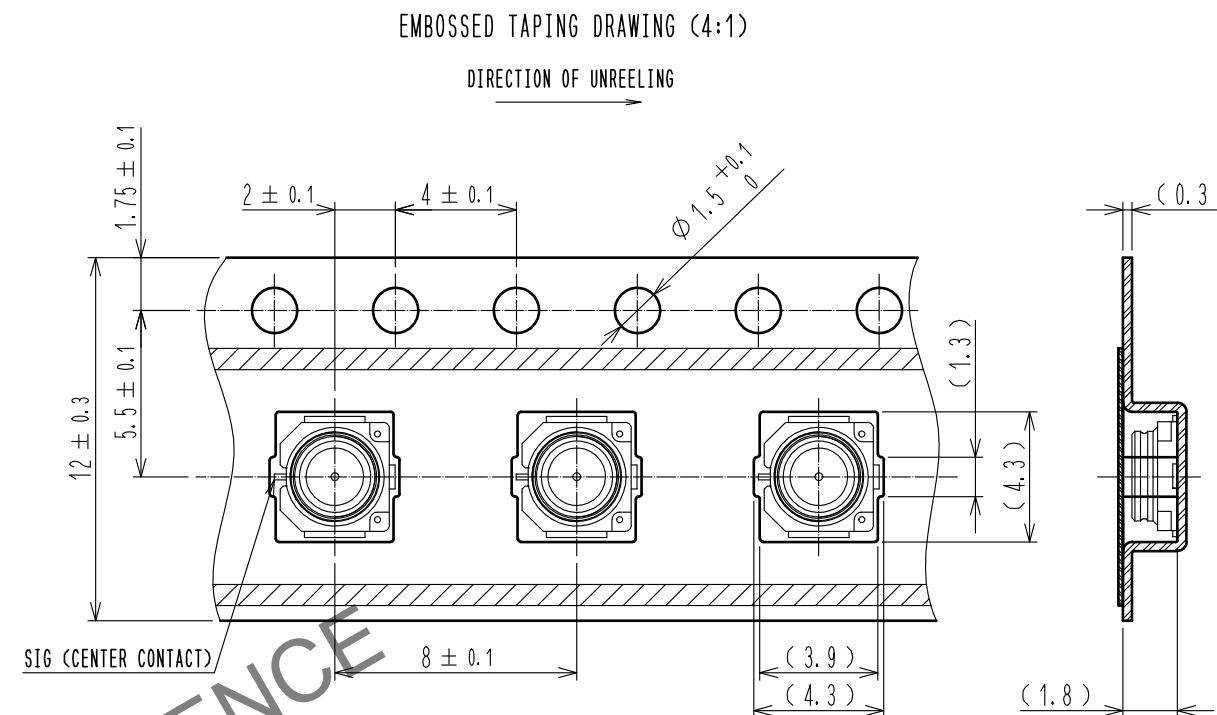
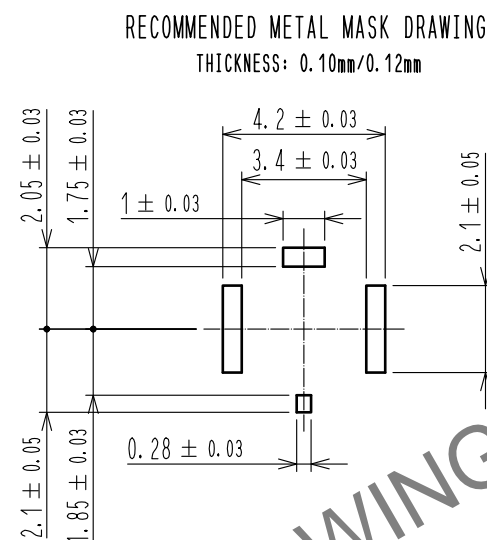
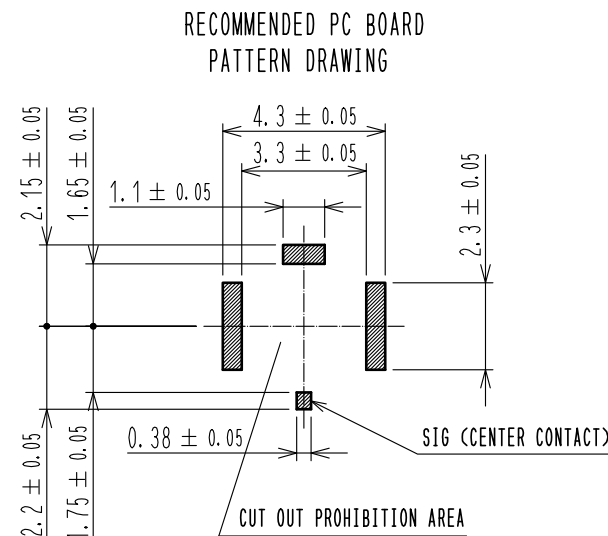
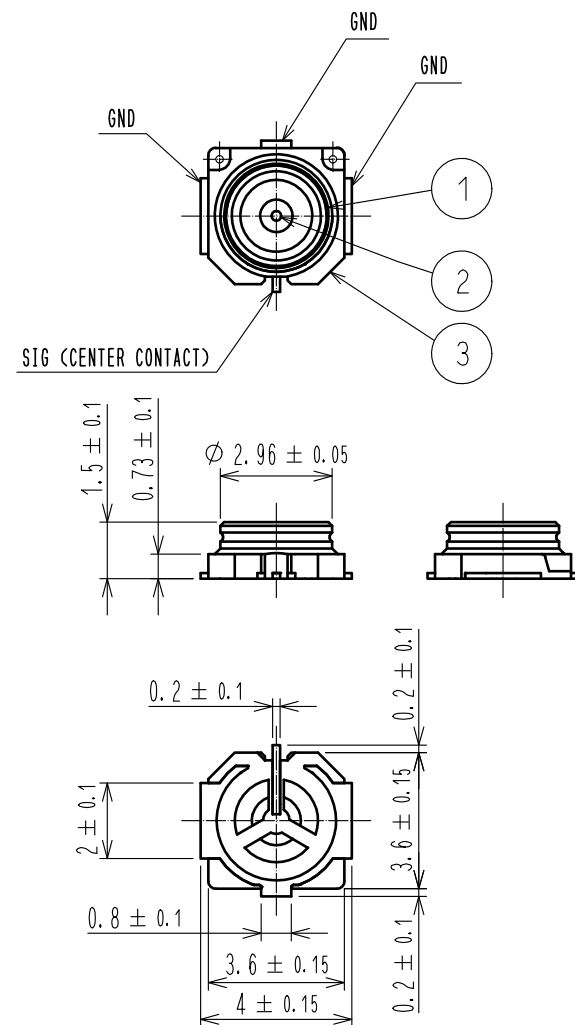


May.1.2024 Copyright 2024 HIROSE ELECTRIC CO., LTD. All Rights Reserved.
In case of consideration for using Automotive equipment / device which demand high reliability, kindly contact our sales window correspondents.



- NOTES 1: THE QUANTITY OF D.FL75-R-SMT-1(01) IS 100 CONNECTORS PER PACK.
- 2: READ CO-PLANARITY SHALL BE 0.08 MAX.
- 3: FOR THE POSSIBILITY OF BREAKAGE OR DEFORMATION. DON'T MATE THIS CONNECTOR WITH PARTNER, D.FL75-LP(P)-*** BEFORE MOUNTING ON PC BOARD.
- 4: USE ALL PRODUCTS WITHIN 6 MONTHS AFTER THE DELIVERY. STORE THEM IN MANUFACTURE'S PACKAGE OR TIGHTLY RE-CLOSED BOX WITH THE FOLLOWING CONDITIONS.
TEMPERATURE: -10°C TO +40°C
HUMIDITY : 15 TO 85% RH.
- 5: ENVIRONMENTAL CONDITIONS
DON'T USE THE PRODUCTS UNDER THE ENVIRONMENTAL CONDITIONS AS SHOWN BELOW DUE TO POSSIBLE PRODUCT DETERIORATION.
SPECIAL GAS ATMOSPHERE (HYDROGEN SULFIDE GAS, SULFUR SULFIDE GAS AND HYDROGEN CHLORIDE GAS)
PLACE ATTENTION REQUIRED: HEATING SYSTEM, AREA NEAR HOT SPRING, VOLCANIC MOUNTAIN AND ALIKE.
WATER SPLASHED AND CONDENSATION PLACES. PLACE ATTENTION REQUIRED: HARSH TEMPERATURE CHANGE.

NOTE
MOUNTING TEMPERATURE PROFILE VARIES ACCORDING TO BOARD SIZE, SOLDER TYPE APPLIED AND SOLDER THICKNESS.

- METAL MASK THICKNESS : 0.10mm / 0.12mm
- UP TO 2 CYCLES OF REFLOW.

1	PHOSPHOR BRONZE	GOLD PLATING	3	LCP	(BLACK). UL94V-0
2	PHOSPHOR BRONZE	GOLD PLATING	2	PHOSPHOR BRONZE	GOLD PLATING
NO.	MATERIAL	FINISH . REMARKS	NO.	MATERIAL	FINISH . REMARKS
UNITS mm		SCALE 5 : 1	COUNT 	DESCRIPTION OF REVISIONS	DESIGNED
	HIROSE ELECTRIC CO., LTD.	APPROVED : NK. NINOMIYA	20220317	DRAWING NO.	EDC-375162-01-00
		CHECKED : NK. NINOMIYA	20220317	PART NO.	D. FL75-R-SMT-1(01)
		DESIGNED : MT. KANEKO	20220316	CODE NO.	CL0331-0079-0-01
		DRAWN : YK. MITSUISHI	20220316		