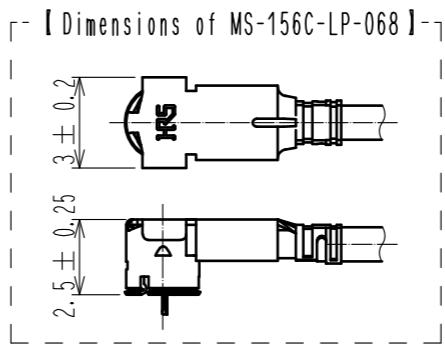
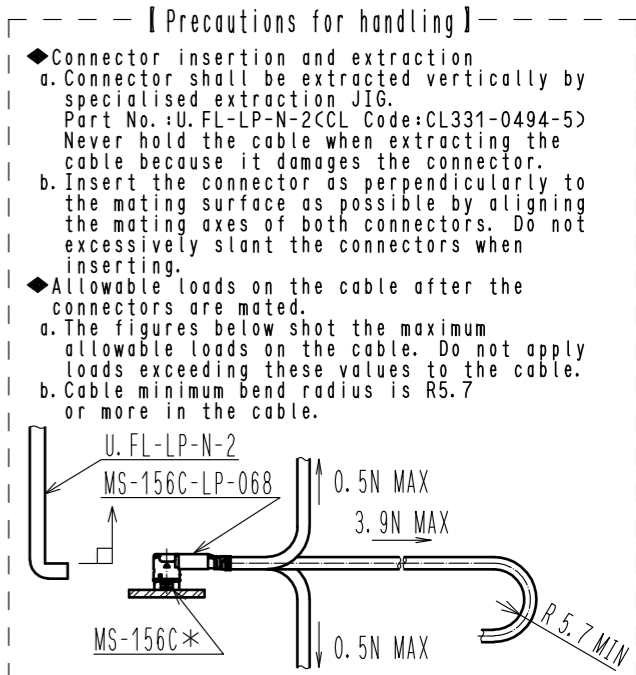
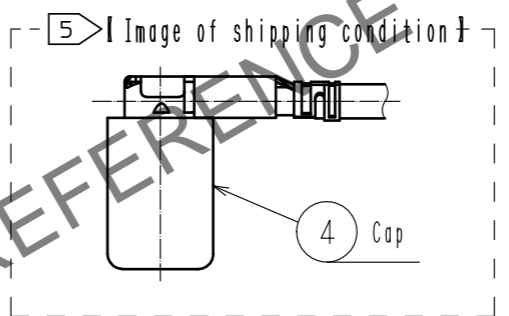
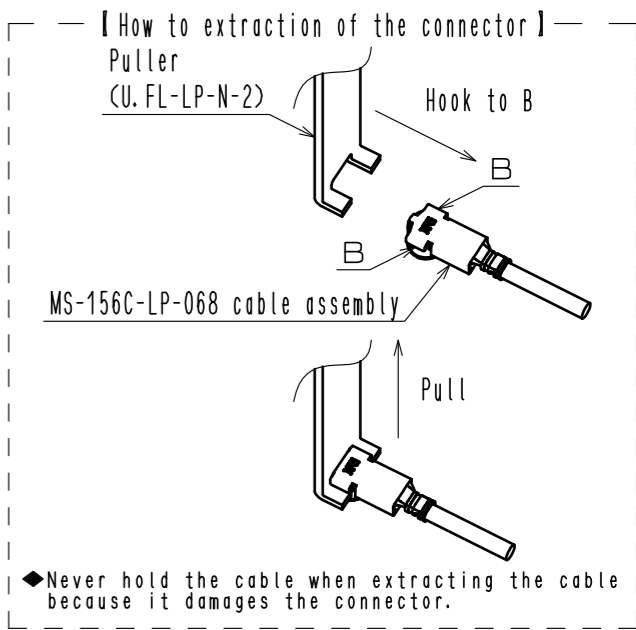
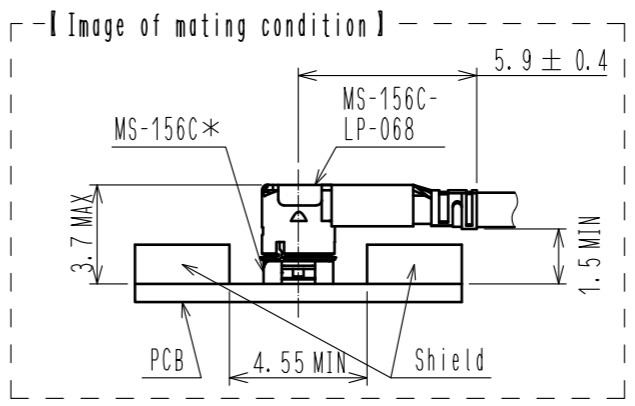
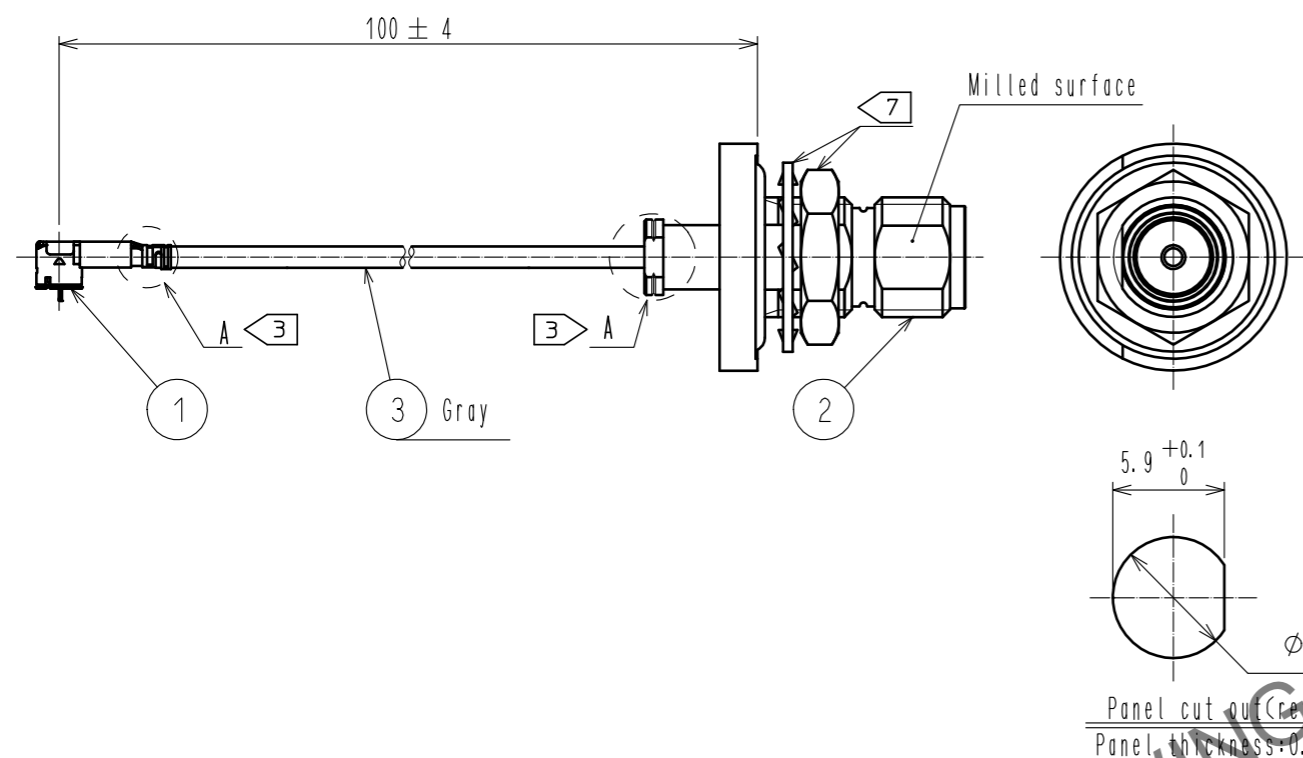


Apr.1.2024 Copyright 2024 HIROSE ELECTRIC CO., LTD. All Rights Reserved.  
In case of consideration for using Automotive equipment / device which demand high reliability, kindly contact our sales window correspondents.



Note 1. This product is to be used for mating with MS-156C\* and should not be used for MS-156HF. Do not use as a checking purpose.

- 2. Pull out the cable assembly vertically with specified puller(U.FL-LP-N-2) as follows.
- 3 Please do not overload the cable assembly portion of A.
- 4. Do not pull out with holding cable. It may cause damage to connector.
- 5 Please do not remove the cap except for mating condition.
- 6. Connector rotation angle is within ±45 degree from the above image.
- 7 Lock nut and tooth washer are attached separately in other package.

2	SMACR)-200-066WBPJBN	CL323-0948-6-00	4	Cap	Erastomer		
1	MS-156C-LP-068	CL358-0276-3-00	3	1.13 Dia. coaxial cable. (Gray)	---		
NO.	Part No.	Code No.	NO.	MATERIAL	REMARKS		
UNITS mm		SCALE FREE	COUNT	DESCRIPTION OF REVISIONS	DESIGNED	CHECKED	DATE
<b>HRS</b> HIROSE ELECTRIC CO., LTD.		APPROVED : NK. NINOMIYA	20220303	DRAWING NO.	EDC-399177-01-00		
		CHECKED : MT. KANEKO	20220303	PART NO.	MS156CLP-SRWBPJ068N1T100		
		DESIGNED : MS. MATSUMOTO	20220302	CODE NO.	CL0362-0064-0-01		
		DRAWN : MS. MATSUMOTO	20220302		1/1		