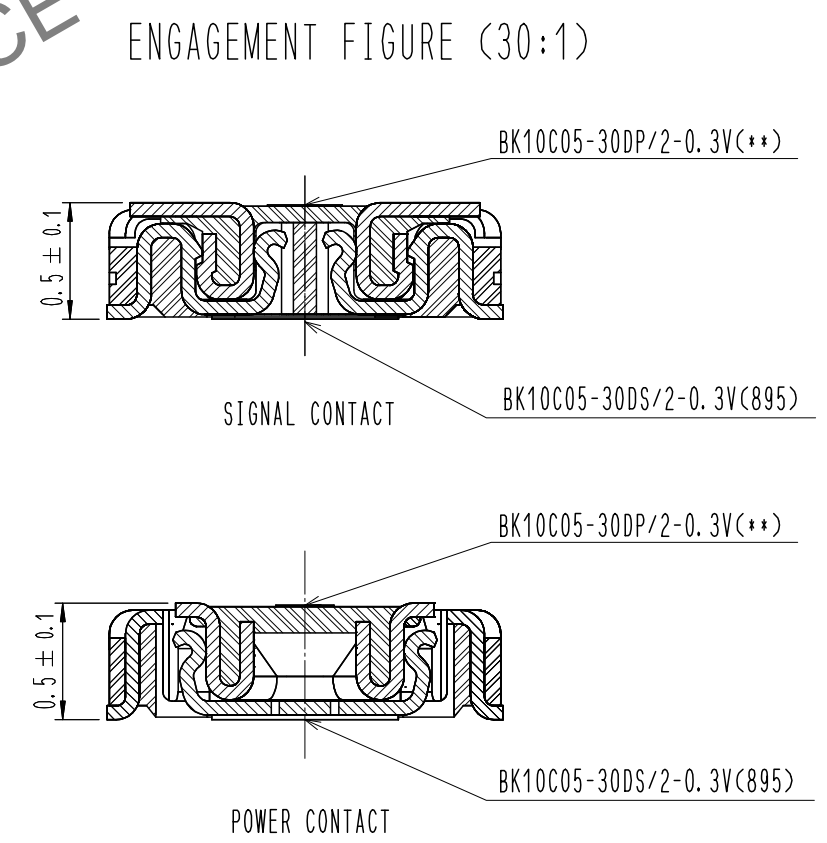
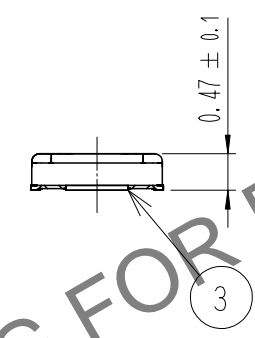
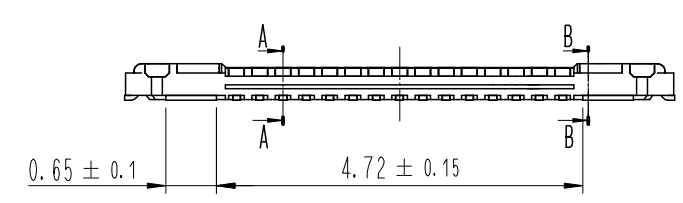
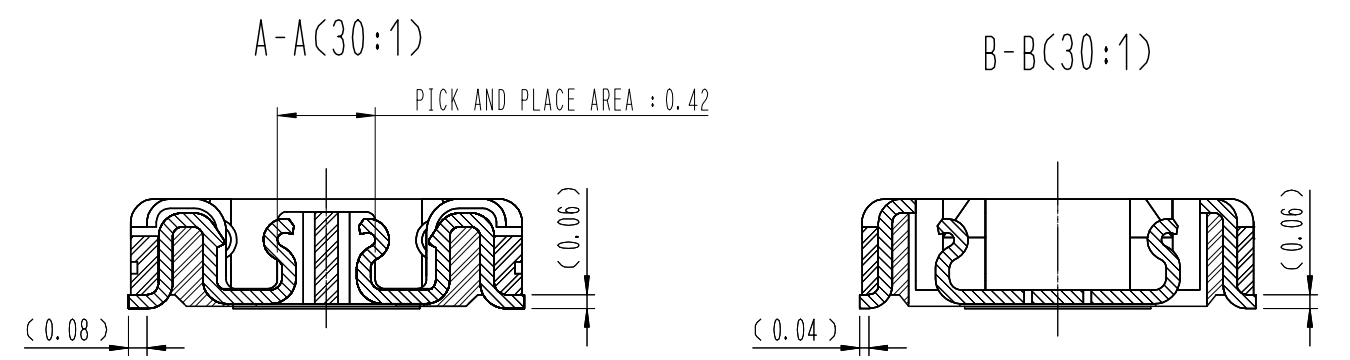
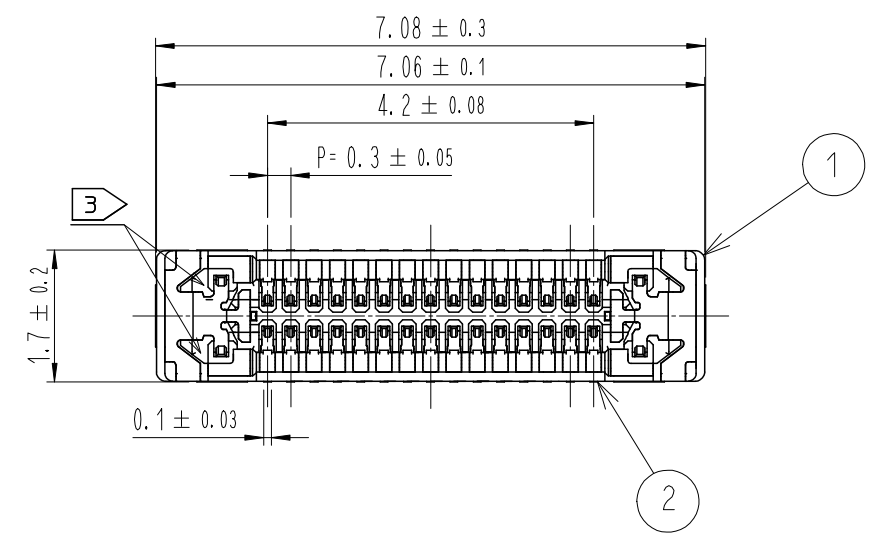


Dec.1.2024 Copyright 2024 HIROSE ELECTRIC CO., LTD. All Rights Reserved.
In case of consideration for using Automotive equipment / device which demand high reliability, kindly contact our sales window correspondents.

COUNT	DESCRIPTION OF REVISIONS	B	Y	CHKD	DATE	COUNT	DESCRIPTION OF REVISIONS	B	Y	CHKD	DATE
△					..	△					..
△					..	△					..
△					..	△					..



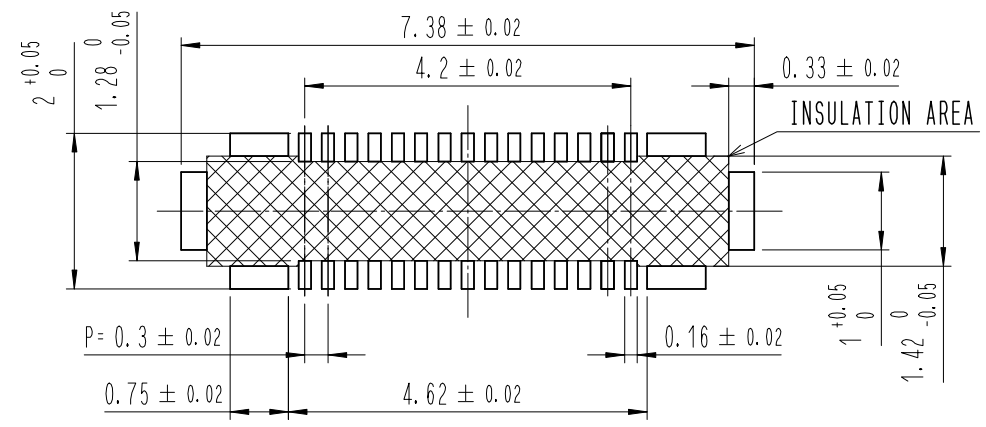
DRAWING FOR REFERENCE
This is subject to change without notice

- NOTE
- 1 . ALL LEAD CO-PLANARITY SHALL BE 0.08mm MAX.
 - 2 > CONTACT PLATING SPECIFICATIONS
CONTACT AREA : GOLD 0.05 μm MIN
SMT LEAD : GOLD 0.05 μm MIN
UNDERPLATING : NICKEL 1 μm MIN
(SURFACE : SEALING)
 - 3 > CAV NO. ARE INDICATED IN APPROX POSITION SHOWN.

4	PS	CLEAR (EMBOSSED CARRIER TAPE)						
3	COPPER ALLOY	2 >						
2	COPPER ALLOY	2 >	6	PS	BLACK (PLASTIC REEL)			
1	LCP	UL94 V-0, BLACK	5	POLYESTER	CLEAR (COVER TAPE)			
NO.	MATERIAL	FINISH , REMARKS	NO.	MATERIAL	FINISH , REMARKS			
REMARKS				DRAWN	DESIGNED	CHECKED	APPROVED	RELEASED
				S. H. PARK	S. H. PARK	H. W. JO	H. W. JO	22.03.09
				22.03.09	22.03.09	22.03.09	22.03.09	22.03.09
CODE NO. (OLD)	DRAWING NO. EDC3-633171-95			PART NO. BK10C05-30DS/2-0.3V(895)				
	SCALE 10:1	HRS HIROSE KOREA CO., LTD.			CODE NO. CL 6666-0042-1-895	1/3		
	UNITS mm							

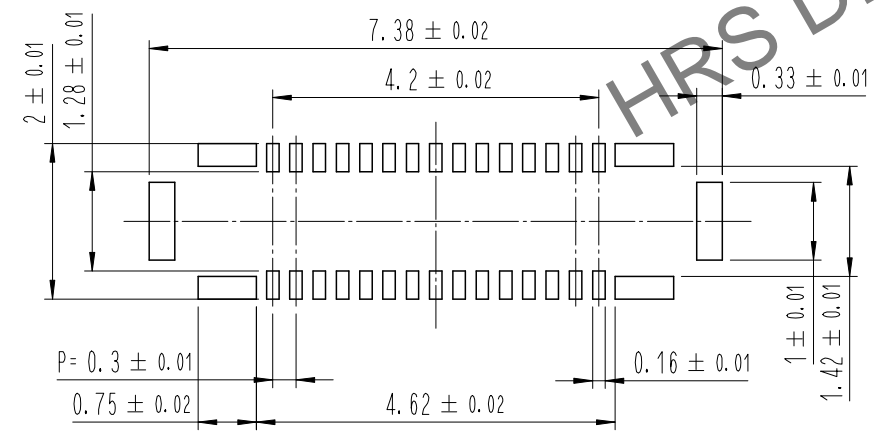
Dec.1.2024 Copyright 2024 HIROSE ELECTRIC CO., LTD. All Rights Reserved.
In case of consideration for using Automotive equipment / device which demand high reliability, kindly contact our sales window correspondents.

5 RECOMMENDED PCB LAYOUT

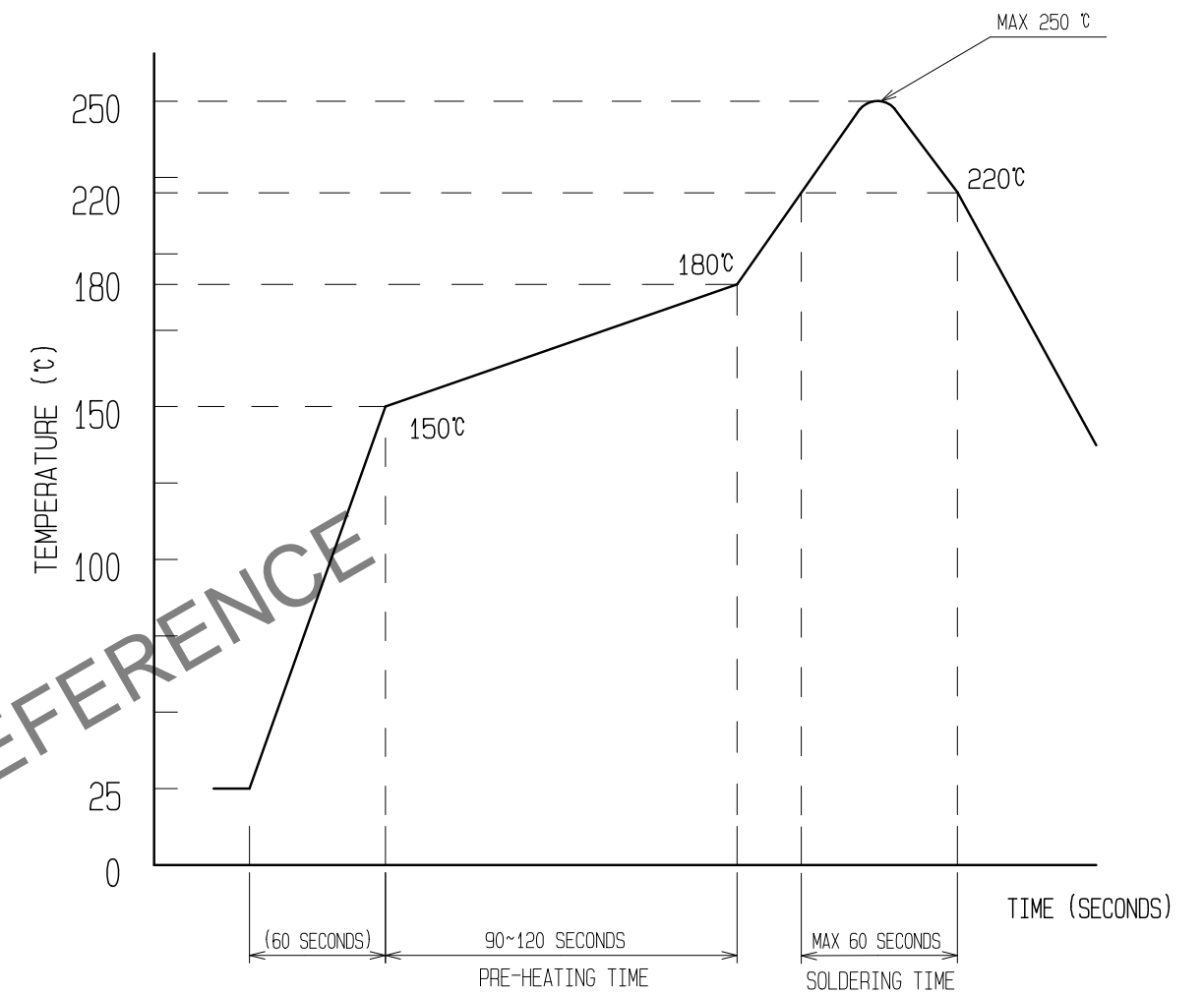


RECOMMENDED METAL MASK DIMENSIONS

MATAL MASK THICKNESS : 80 μm



4 RECOMMENDED REFLOW TEMPERATURE PROFILE USING LEAD-FREE SOLDER PASTE.



REFLOW METHOD : N₂REFLOW
 NUMBER OF REFLOW CYCLES : 2 CYCLES MAX.
 1) REFLOW TIME
 DURATION ABOVE 220°C, 60 SEC MAX.
 (PEAK TEMPERATURE : 250°C MAX)
 2) PRE-HEAT TIME
 PRE-HEAT TEMPERATURE(MIN): 150°C
 PRE-HEAT TEMPERATURE(MAX): 180°C
 PRE-HEAT TIME: 90-120 SEC.

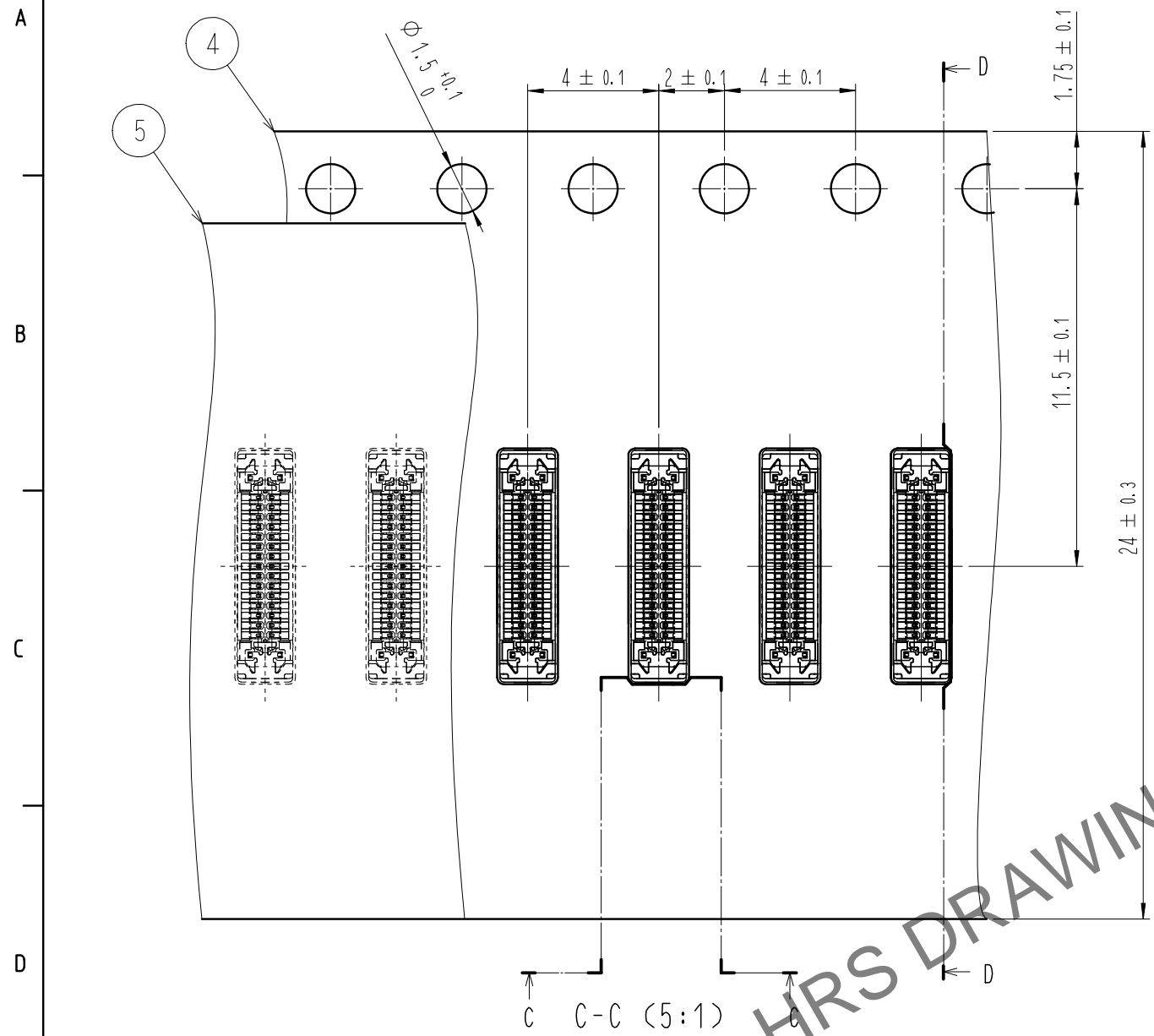
- 4 THIS TEMPERATURE PROFILE IS PER THE CONDITIONS SHOWN ABOVE. ADDITIONAL FACTORS SUCH AS SOLDER PASTE TYPE, PCB SIZE AND OTHER MOUNTED COMPONENTS COULD AFFECT THE PROFILE. THEREFORE, A THOROUGH EVALUATION OF MOUNTING CONDITION IS REQUIRED PRIOR TO PRODUCTION. TEMPERATURE IS MEASURED AT CONTACT LEAD.
- 5 PLEASE CONTACT US IN CASE YOU WILL MAKE DIFFERENT SETTINGS FROM OUR RECOMMENDATION.
- 6 . THIS PRODUCT SATISFIES HALOGEN FREE REQUIREMENTS DEFINED AS 900ppm MAXIMUM CHLORINE, 900ppm MAXIMUM BROMINE, AND 1500ppm MAXIMUM TOTAL OF CHLORINE AND BROMINE.
- 7 . THIS PRODUCT COMPLY WITH RoHS.

 SCALE 10:1 UNITS mm	DRAWING NO.	EDC3-633171-95	PART NO.	BK10C05-30DS/2-0.3V(895)
	HIROSE KOREA CO., LTD.		CODE NO	CL 6666-0042-1-895

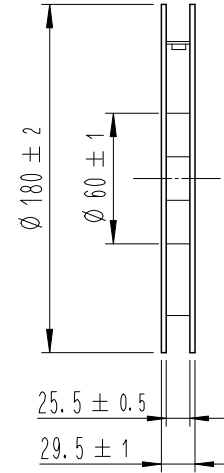
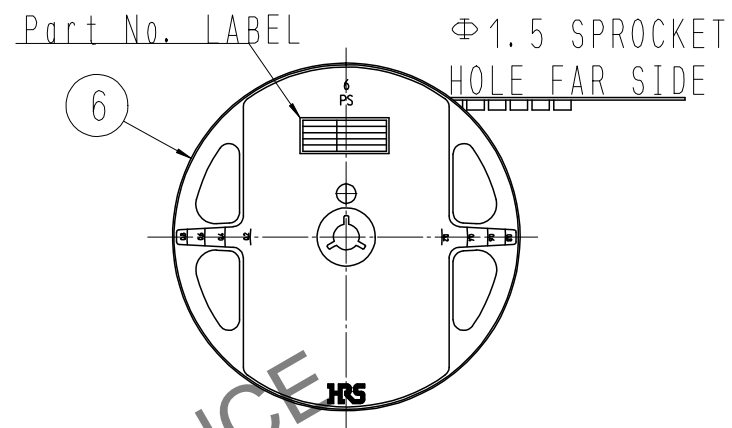
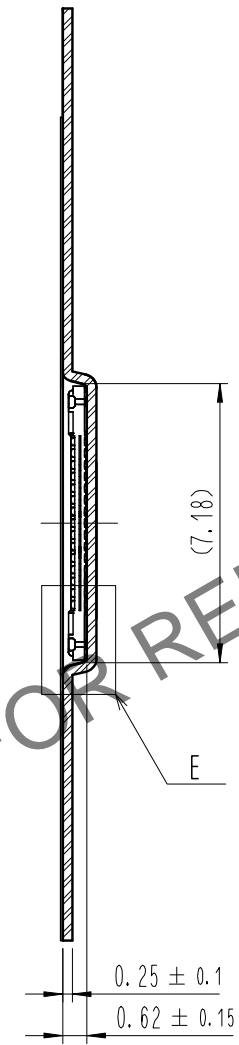
Dec.1.2024 Copyright 2024 HIROSE ELECTRIC CO., LTD. All Rights Reserved.
In case of consideration for using Automotive equipment / device which demand high reliability, kindly contact our sales window correspondents.

EMBOSSED CARRIER TAPE PACKAGING (5:1)

STYLE AND DIMENSION OF REEL (FREE)

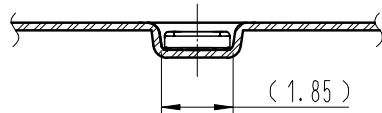


D-D (5:1)

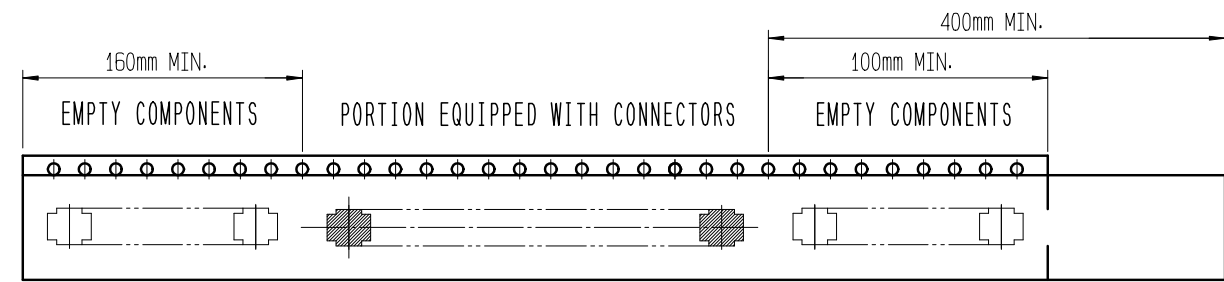
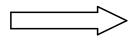


HRS DRAWING FOR REFERENCE

C-C (5:1)

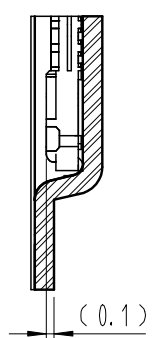


DIRECTION OF UNREELING



TAPING (FREE)

E (10:1)



DETAIL OF PART NO. LABEL

SUPPLIER	
QUANTITY	
PART NO.	
CODE NO.	
DATE OF MANUFACTURED	
生産月日	年 月 日
図番	** ** *
品名	BK10C05-30DS/2-0.3V(895)
納入数量	1,000個
納入者	HIROSE KOREA

- 8 . PER REEL 1,000 CONNECTORS.
- 9 . THE DIMENSIONS IN PARENTHESES ARE FOR REFERENCE.
- 10 > REFER TO JIS C 0806, IEC-60286-3 (PACKAGING OF COMPONENTS FOR AUTOMATIC HANDLING)

	DRAWING NO.	EDC3-633171-95	PART NO.	BK10C05-30DS/2-0.3V(895)	
	SCALE	10:1	CODE NO.	CL 6666-0042-1-895	3/3
UNITS	HIROSE KOREA CO., LTD.				