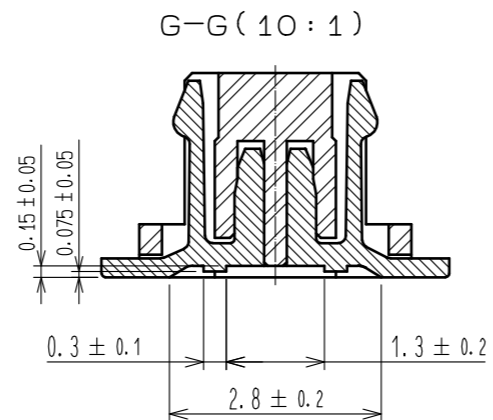
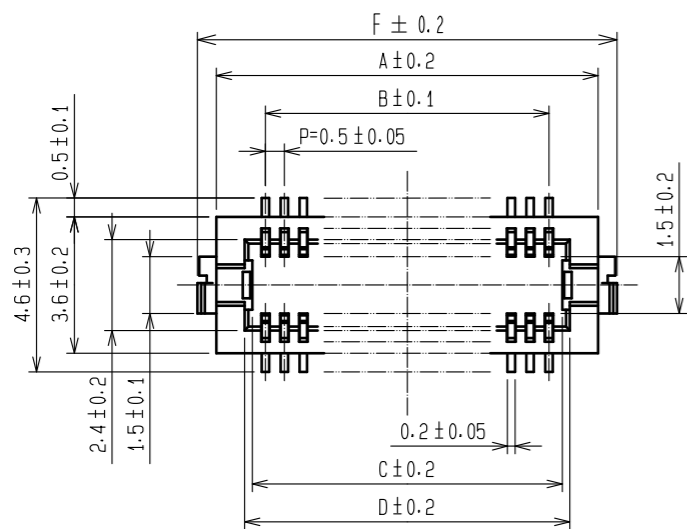
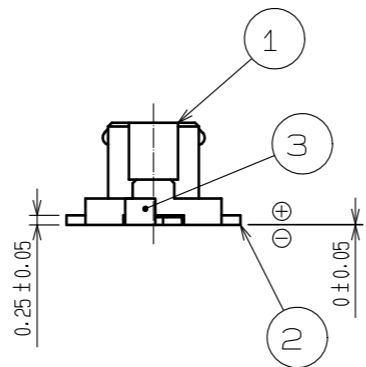
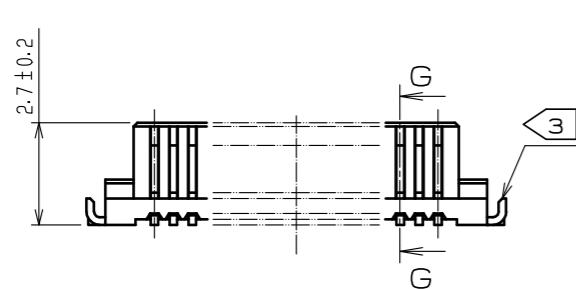


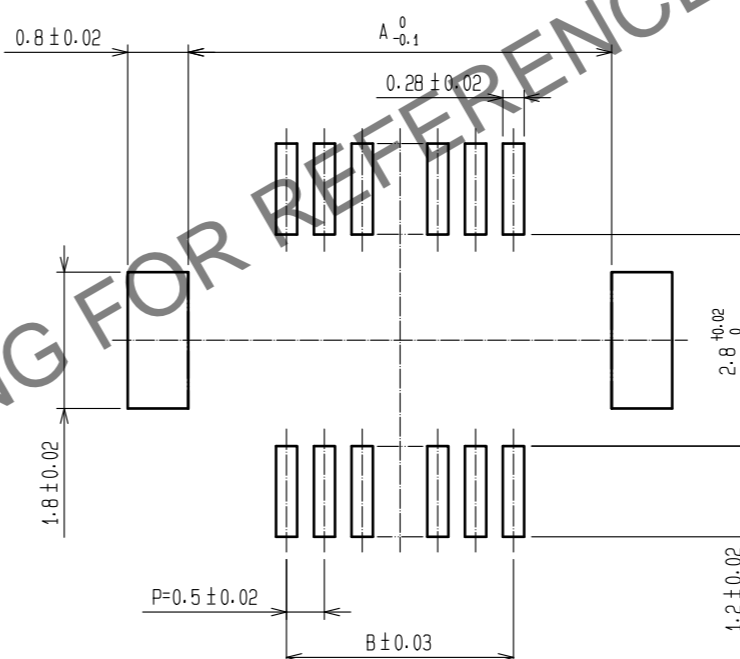
Apr.1.2026 Copyright 2026 HIROSE ELECTRIC CO., LTD. All Rights Reserved.
In case of consideration for using Automotive equipment / device which demand high reliability, kindly contact our sales window correspondents.



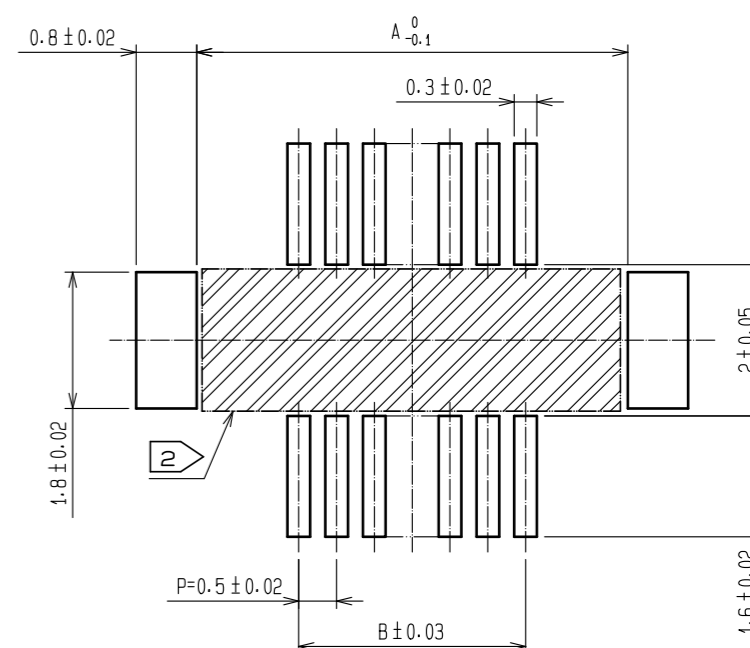
CODE No.	CONTACT	A	B	C	D	E	F
CL537-0286-0-51	20	7.1	4.5	5.2	5.6	5.3	8.1
CL537-0287-0-51	30	9.6	7.0	7.7	8.1	7.8	10.6
CL537-0288-0-51	32	10.1	7.5	8.2	8.6	8.3	11.1
CL537-0289-0-51	36	11.1	8.5	9.2	9.6	9.3	12.1
CL537-0290-0-51	40	12.1	9.5	10.2	10.6	10.3	13.1
CL537-0291-0-51	50	14.6	12.0	12.7	13.1	12.8	15.6
CL537-0096-0-51	60	17.1	14.5	15.2	15.6	15.3	18.1



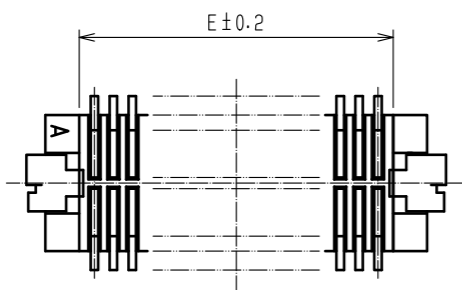
RECOMMEND METAL MASK PATTERN (10:1)



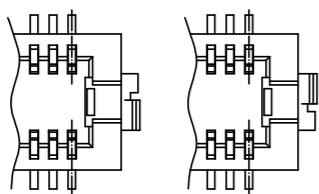
RECOMMENDED LAND PATTERN (10:1)



METAL MASK THICKNESS : 120 μm



- NOTES 1 LEAD CO-PLANARITY SHALL BE 0.08 mm MAX.
 2 IF THERE IS PATTERN ON [Hatched] PART, THERE IS A POSSIBILITY THAT IT WILL MAKE CONTACT WITH THE LEADS.
 3 REINFORCED METAL FITTINGS AS FOLLOWS.

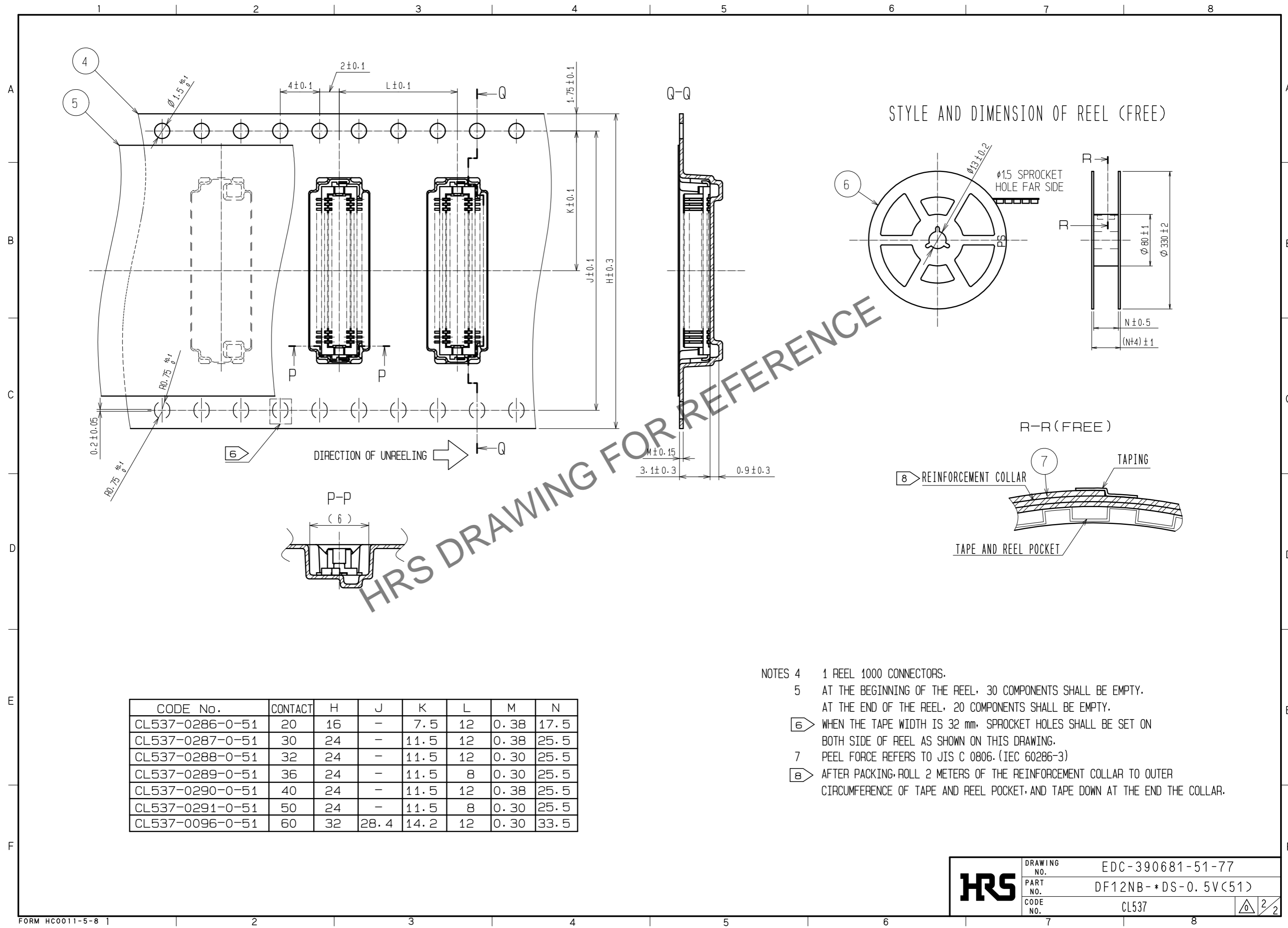


NO.	MATERIAL	FINISH . REMARKS	NO.	MATERIAL	FINISH . REMARKS
2	PHOSPHOR BRONZE	CONTACT AREA:GOLD PLATED 0.2μm min LEAD AREA:GOLD PLATED 0.015μm min OTHERS(UNDER PLATING):NICKEL PLATED 2μm min	7	PS	CLEAR (REINFORCEMENT COLLAR)
1	POLYAMIDE	UL94V-0 . BLACK	6	PS	BLACK (PLASTIC REEL)
			5	POLYESTER	CLEAR (COVER TAPE)
			4	PS	CLEAR (EMBOSSED CARRIER TAPE)
			3	BRASS	TIN PLATED 2μm min (UNDER PLATING):NICKEL 1μm min

UNITS	SCALE	COUNT	DESCRIPTION OF REVISIONS	DESIGNED	CHECKED	DATE
mm	5 : 1	0				

APPROVED : WR. FUKUCHI	20200702	DRAWING NO.	EDC-390681-51-77
CHECED : TS. MIYAZAKI	20200702	PART NO.	DF12NB-*DS-0.5V(51)
DESIGNED : RN. IIDA	20200702	CODE NO.	CL537
DRAWN : RN. IIDA	20200702		

Apr.1.2026 Copyright 2026 HIROSE ELECTRIC CO., LTD. All Rights Reserved.
 In case of consideration for using Automotive equipment / device which demand high reliability, kindly contact our sales window correspondents.



HRS DRAWING FOR REFERENCE

CODE No.	CONTACT	H	J	K	L	M	N
CL537-0286-0-51	20	16	-	7.5	12	0.38	17.5
CL537-0287-0-51	30	24	-	11.5	12	0.38	25.5
CL537-0288-0-51	32	24	-	11.5	12	0.30	25.5
CL537-0289-0-51	36	24	-	11.5	8	0.30	25.5
CL537-0290-0-51	40	24	-	11.5	12	0.38	25.5
CL537-0291-0-51	50	24	-	11.5	8	0.30	25.5
CL537-0096-0-51	60	32	28.4	14.2	12	0.30	33.5

- NOTES
- 4 1 REEL 1000 CONNECTORS.
 - 5 AT THE BEGINNING OF THE REEL, 30 COMPONENTS SHALL BE EMPTY.
AT THE END OF THE REEL, 20 COMPONENTS SHALL BE EMPTY.
 - 6 WHEN THE TAPE WIDTH IS 32 mm, SPROCKET HOLES SHALL BE SET ON BOTH SIDE OF REEL AS SHOWN ON THIS DRAWING.
 - 7 PEEL FORCE REFERS TO JIS C 0806. (IEC 60286-3)
 - 8 AFTER PACKING, ROLL 2 METERS OF THE REINFORCEMENT COLLAR TO OUTER CIRCUMFERENCE OF TAPE AND REEL POCKET, AND TAPE DOWN AT THE END THE COLLAR.

HRS	DRAWING NO.	EDC-390681-51-77
	PART NO.	DF12NB-*DS-0.5V(51)
	CODE NO.	CL537

2/2