Apr.1.2024 Copyright 2024 HIROSE ELECTRIC CO., LTD. All Rights Reserved.
In case of consideration for using Automotive equipment / device which demand high reliability, kindly contact our sales window correspondents.

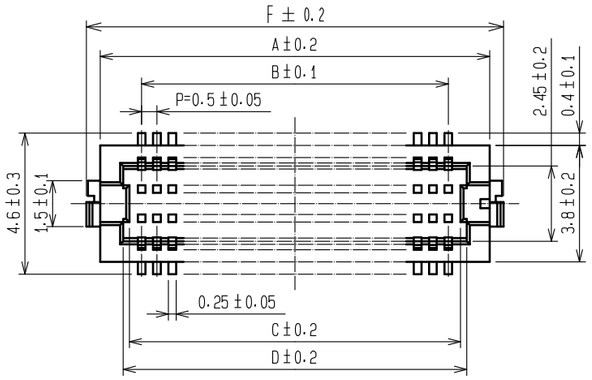

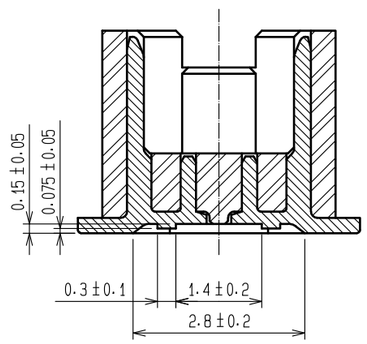

CODE No.	CONTACT	A	B	C	D	E	F
CL537-0592-0-51	20	7.2	4.5	5.3	5.7	5.3	8.1
CL537-0593-0-51	30	9.7	7.0	7.8	8.2	7.8	10.6
CL537-0594-0-51	32	10.2	7.5	8.3	8.7	8.3	11.1
CL537-0595-0-51	36	11.2	8.5	9.3	9.7	9.3	12.1
CL537-0596-0-51	40	12.2	9.5	10.3	10.7	10.3	13.1
CL537-0597-0-51	50	14.7	12.0	12.8	13.2	12.8	15.6
CL537-0598-0-51	60	17.2	14.5	15.3	15.7	15.3	18.1

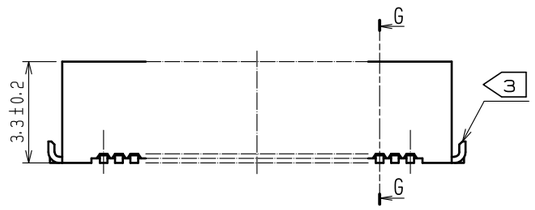

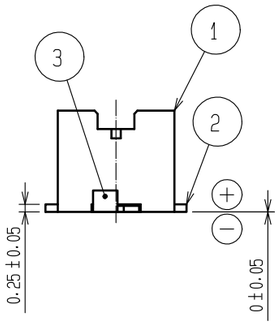

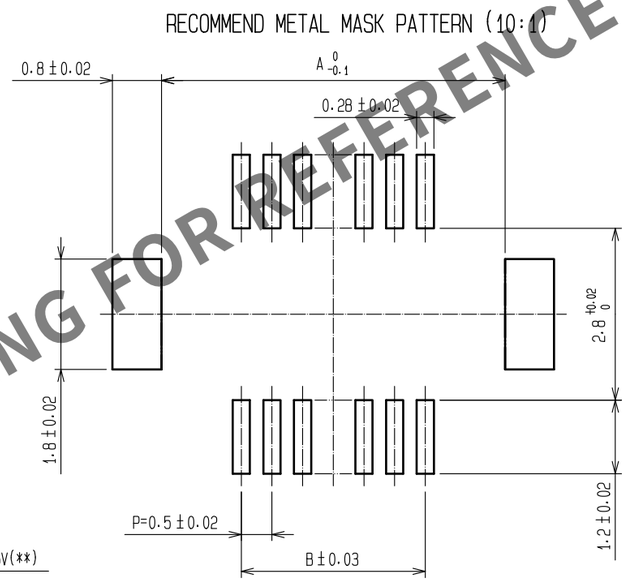

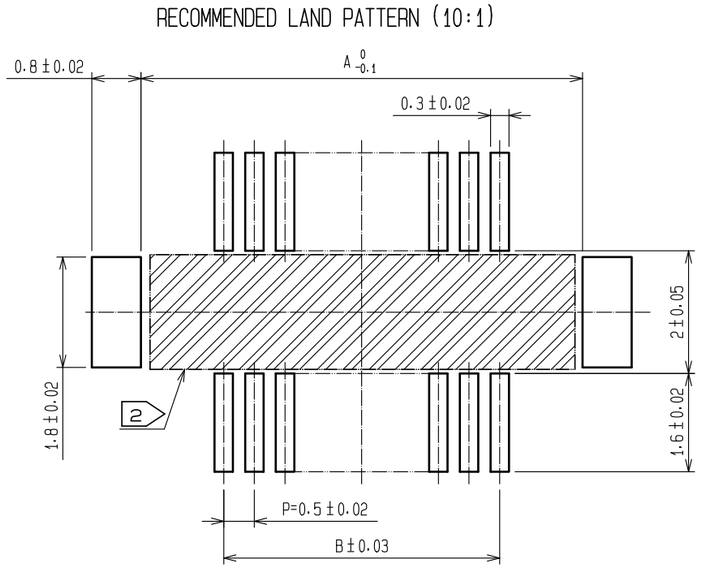

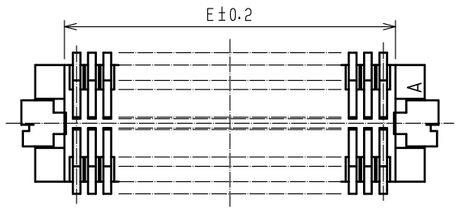

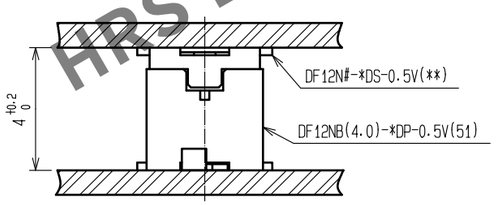

METAL MASK THICKNESS : 120 μm

HRS DRAWING FOR REFERENCE

NOTES 1 LEAD CO-PLANARITY SHALL BE 0.08 mm MAX.
2 IF THERE IS PATTERN ON ▨ PART, THERE IS A POSSIBILITY THAT IT WILL MAKE CONTACT WITH THE LEADS.
3 REINFORCED METAL FITTINGS AS FOLLOWS.

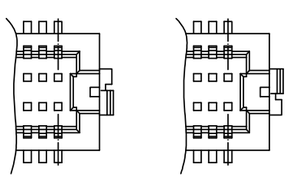

NO.	MATERIAL	FINISH , REMARKS
2	PHOSPHOR BRONZE	CONTACT AREA:GOLD PLATED 0.2μm min LEAD AREA:GOLD PLATED 0.015μm min OTHERS(UNDER PLATING):NICKEL PLATED 2μm min
1	POLYAMIDE	UL94V-0, BLACK

NO.	MATERIAL	FINISH , REMARKS
7	PS	CLEAR (REINFORCEMENT COLLAR)
6	PS	BLACK (PLASTIC REEL)
5	POLYESTER	CLEAR (COVER TAPE)
4	PS	CLEAR (EMBOSSED CARRIER TAPE)
3	BRASS	TIN PLATED 2μm min (UNDER PLATING):NICKEL 1μm min

UNITS	SCALE		COUNT	DESCRIPTION OF REVISIONS	DESIGNED	CHECKED	DATE
mm	5 : 1	△0	0				

HIROSE ELECTRIC CO., LTD.

APPROVED	WR. FUKUCHI	20191031
CHECKED	TS. MIYAZAKI	20191031
DESIGNED	KT. KUSAKA	20191031
DRAWN	KT. KUSAKA	20191030

DRAWING NO.	EDC-390685-51-77
PART NO.	DF12NB(4.0)-*DP-0.5V(51)
CODE NO.	CL537

△0 1/2

Apr.1.2024 Copyright 2024 HIROSE ELECTRIC CO., LTD. All Rights Reserved.
In case of consideration for using Automotive equipment / device which demand high reliability, kindly contact our sales window correspondents.

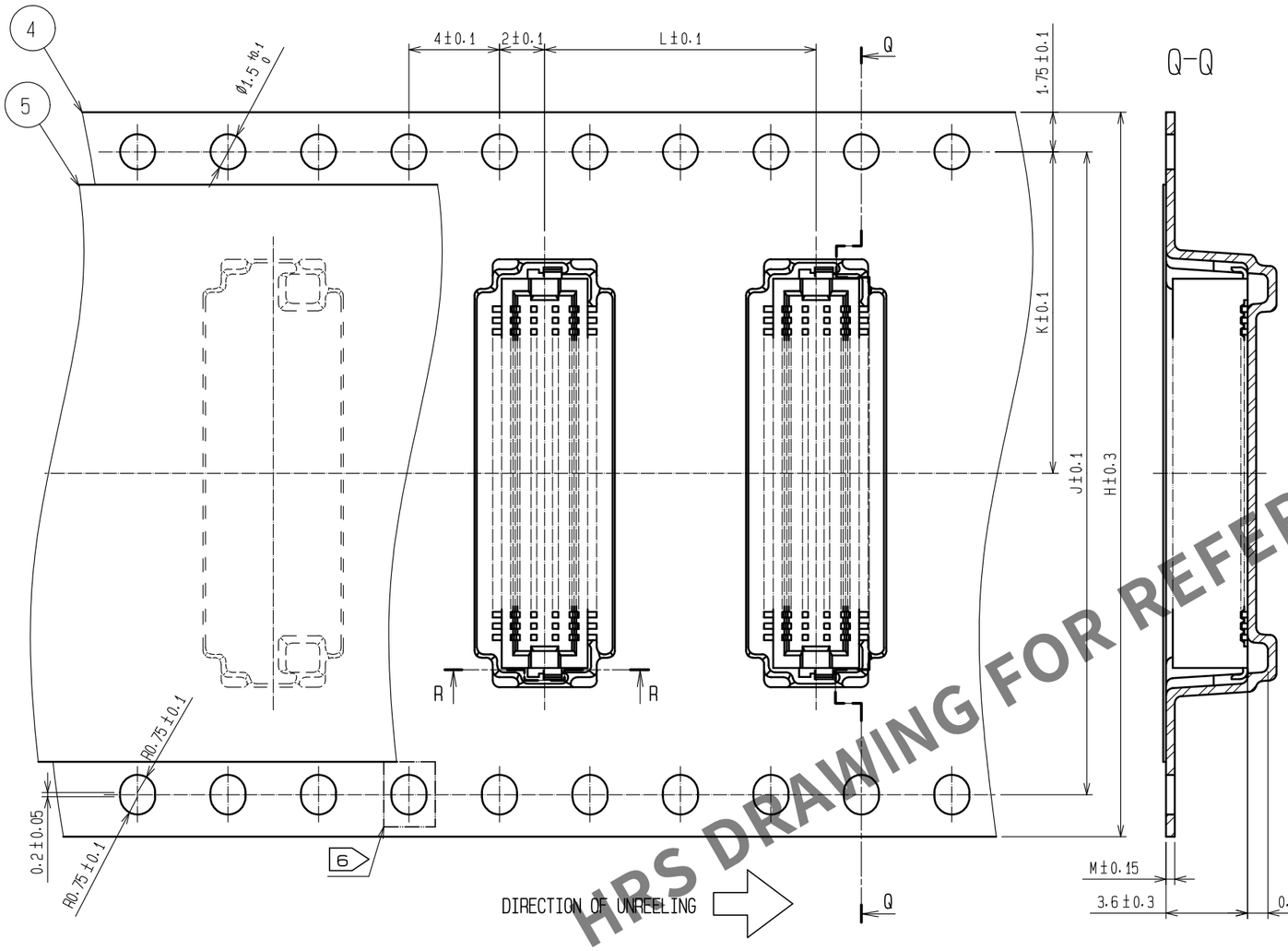

HRS DRAWING FOR REFERENCE

CODE No.	CONTACT	H	J	K	L	M	N
CL537-0592-0-51	20	16	-	7.5	12	0.30	17.5
CL537-0593-0-51	30	24	-	11.5	12	0.38	25.5
CL537-0594-0-51	32	24	-	11.5	12	0.30	25.5
CL537-0595-0-51	36	24	-	11.5	8	0.30	25.5
CL537-0596-0-51	40	24	-	11.5	12	0.38	25.5
CL537-0597-0-51	50	24	-	11.5	8	0.30	25.5
CL537-0598-0-51	60	32	28.4	14.2	12	0.30	33.5

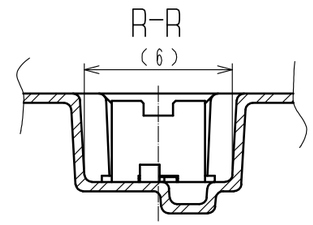

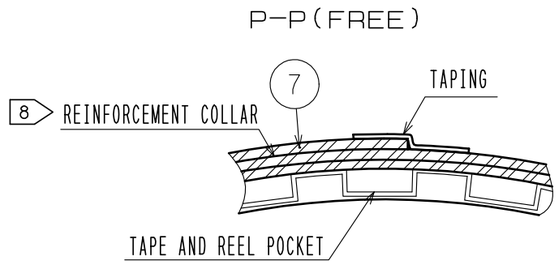

STYLE AND DIMENTION OF REEL (FREE)

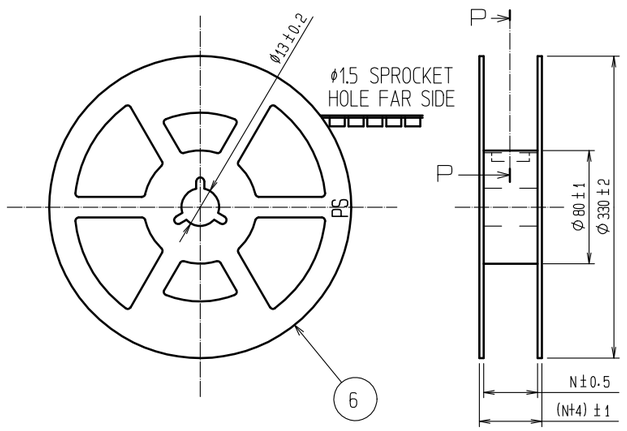

NOTES 4 1 REEL 1000 CONNECTORS.
5 AT THE BEGINNING OF THE REEL, 30 COMPONENTS SHALL BE EMPTY.
AT THE END OF THE REEL, 20 COMPONENTS SHALL BE EMPTY.
6 WHEN THE TAPE WIDTH IS 32 mm, SPROCKET HOLES SHALL BE SET ON BOTH SIDE OF REEL AS SHOWN ON THIS DRAWING.
7 PEEL FORCE REFERS TO JIS C 0806, AND IEC 60286-3.
8 AFTER PACKING, ROLL 2 METERS OF THE REINFORCEMENT COLLAR TO OUTER CIRCUMFERENCE OF TAPE AND REEL POCKET, AND TAPE DOWN AT THE END THE COLLAR.

HRS	DRAWING NO.	EDC-390685-51-77
	PART NO.	DF12NB(4.0)-*DP-0.5V(51)
	CODE NO.	CL537

0 2/2

FORM HC0011-5-8