Apr.1.2024 Copyright 2024 HIROSE ELECTRIC CO., LTD. All Rights Reserved.
In case of consideration for using Automotive equipment / device which demand high reliability, kindly contact our sales window correspondents.

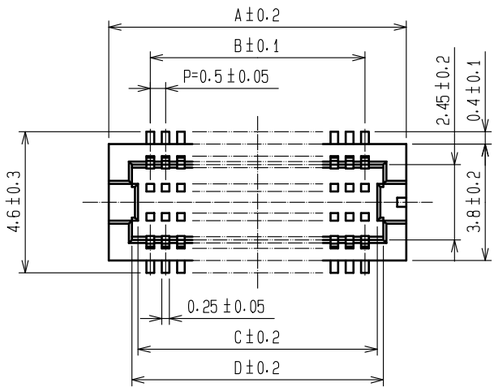


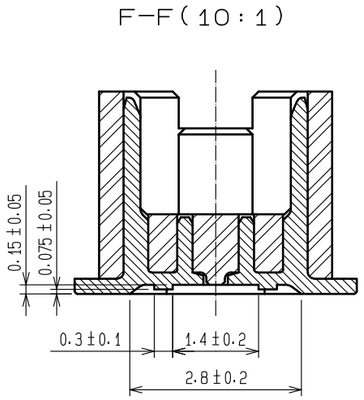


| CODE No. | CONTACT | A | B | C | D | E |
|---|---|---|---|---|---|---|
| CL537-0599-0-51 | 20 | 7.2 | 4.5 | 5.3 | 5.7 | 5.3 |
| CL537-0699-0-51 | 30 | 9.7 | 7.0 | 7.8 | 8.2 | 7.8 |
| CL537-0872-0-51 | 32 | 10.2 | 7.5 | 8.3 | 8.7 | 8.3 |
| CL537-0873-0-51 | 36 | 11.2 | 8.5 | 9.3 | 9.7 | 9.3 |
| CL537-0874-0-51 | 40 | 12.2 | 9.5 | 10.3 | 10.7 | 10.3 |
| CL537-0875-0-51 | 50 | 14.7 | 12.0 | 12.8 | 13.2 | 12.8 |
| CL537-0876-0-51 | 60 | 17.2 | 14.5 | 15.3 | 15.7 | 15.3 |

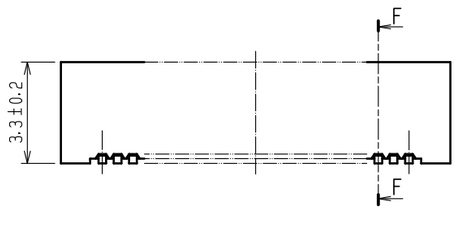


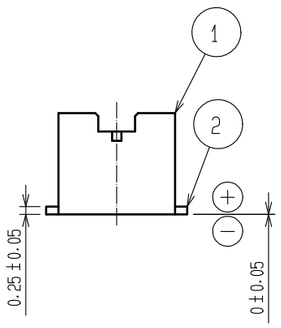


HRS DRAWING FOR REFERENCE

RECOMMEND METAL MASK PATTERN (10:1)

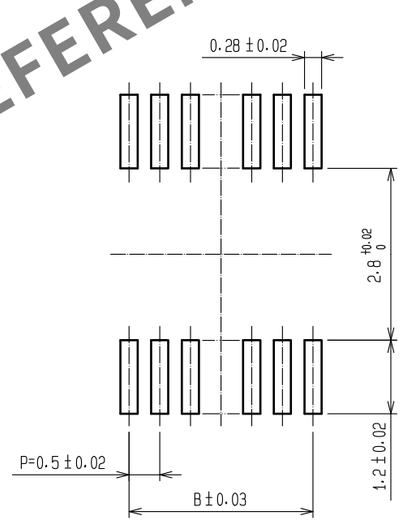


RECOMMENDED LAND PATTERN (10:1)

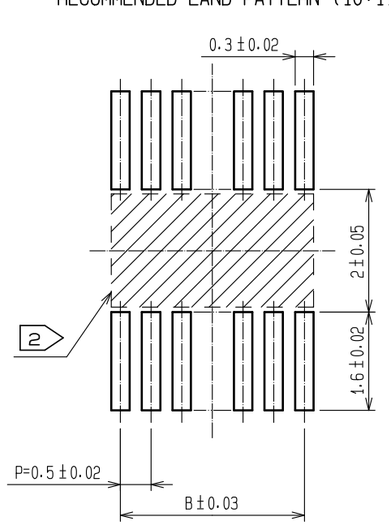


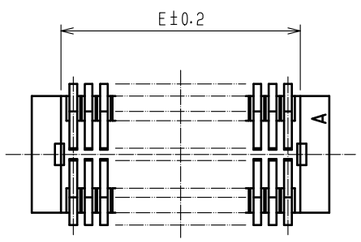


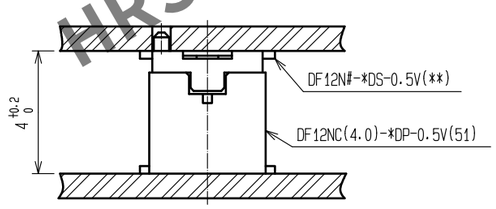


METAL MASK THICKNESS : 120 ㎛

NOTES 1 LEAD CO-PLANARITY SHALL BE 0.08 mm MAX.
2 IF THERE IS PATTERN ON ▨ PART, THERE IS A POSSIBILITY THAT IT WILL MAKE CONTACT WITH THE LEADS.

| NO. | MATERIAL | FINISH , REMARKS | NO. | MATERIAL | FINISH , REMARKS |
|---|---|---|---|---|---|
| 2 | PHOSPHOR BRONZE | CONTACT AREA:GOLD PLATED 0.2㎛ min<br>LEAD AREA:GOLD PLATED 0.015㎛ min<br>OTHERS(UNDER PLATING):NICKEL PLATED 2㎛ min | 6 | PS | CLEAR (REINFORCEMENT COLLAR) |
| | | | 5 | PS | BLACK (PLASTIC REEL) |
| | | | 4 | POLYESTER | CLEAR (COVER TAPE) |
| 1 | POLYAMIDE | UL94V-0, BLACK | 3 | PS | CLEAR (EMBOSSED CARRIER TAPE) |

| UNITS | SCALE | COUNT | DESCRIPTION OF REVISIONS | DESIGNED | CHECKED | DATE |
|---|---|---|---|---|---|---|
| mm | 5 : 1 | 0 | | | | |

HIROSE ELECTRIC CO., LTD.

| | | |
|---|---|---|
| APPROVED | WR. FUKUCHI | 20200702 |
| CHECKED | TS. MIYAZAKI | 20200702 |
| DESIGNED | RN. IIDA | 20200702 |
| DRAWN | RN. IIDA | 20200702 |

| | |
|---|---|
| DRAWING NO. | EDC-390691-51-77 |
| PART NO. | DF12NC(4.0)-*DP-0.5V(51) |
| CODE NO. | CL537 |

0 1/2

Apr.1.2024 Copyright 2024 HIROSE ELECTRIC CO., LTD. All Rights Reserved.
In case of consideration for using Automotive equipment / device which demand high reliability, kindly contact our sales window correspondents.

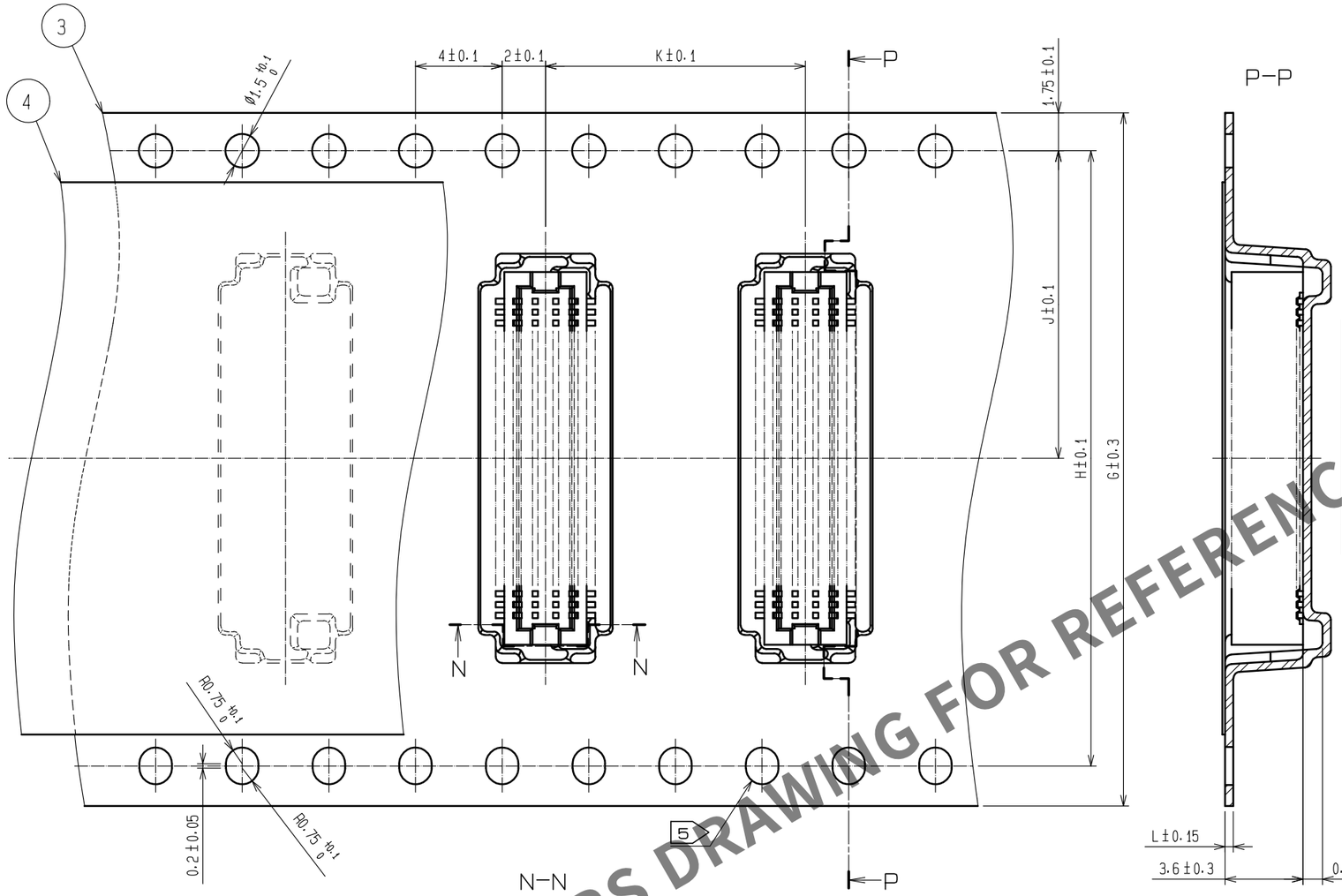


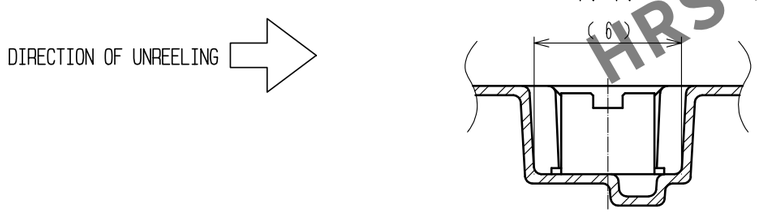


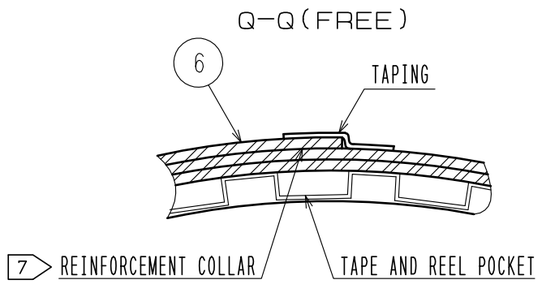


| CODE No. | CONTACT | G | H | J | K | L | M |
|---|---|---|---|---|---|---|---|
| CL537-0599-0-51 | 20 | 16 | - | 7.5 | 12.0 | 0.30 | 17.5 |
| CL537-0699-0-51 | 30 | 24 | - | 11.5 | 12.0 | 0.38 | 25.5 |
| CL537-0872-0-51 | 32 | 24 | - | 11.5 | 12.0 | 0.30 | 25.5 |
| CL537-0873-0-51 | 36 | 24 | - | 11.5 | 8.0 | 0.30 | 25.5 |
| CL537-0874-0-51 | 40 | 24 | - | 11.5 | 12.0 | 0.38 | 25.5 |
| CL537-0875-0-51 | 50 | 24 | - | 11.5 | 8.0 | 0.30 | 25.5 |
| CL537-0876-0-51 | 60 | 32 | 28.4 | 14.2 | 12.0 | 0.30 | 33.5 |

HRS DRAWING FOR REFERENCE

STYLE AND DIMENSION OF REEL (FREE)

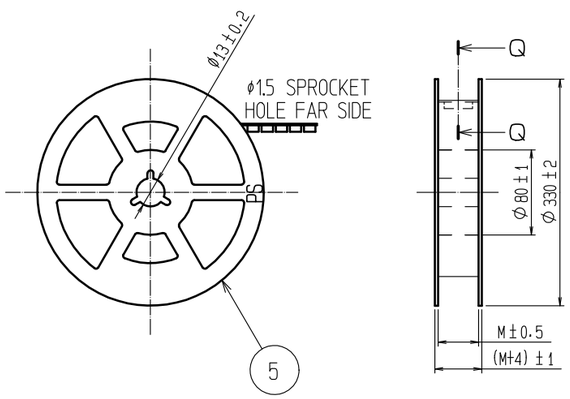


NOTES 3 1 REEL 1000 CONNECTORS.
4 AT THE BEGINNING OF THE REEL, 30 COMPONENTS SHALL BE EMPTY.
AT THE END OF THE REEL, 20 COMPONENTS SHALL BE EMPTY.
5 WHEN THE TAPE WIDTH IS 32 mm, SPROCKET HOLES SHALL BE SET ON BOTH SIDE OF REEL AS SHOWN ON THIS DRAWING.
6 PEEL FORCE REFERS TO JIS C 0806, AND IEC 60286-3.
7 AFTER PACKING, ROLL 2 METERS OF THE REINFORCEMENT COLLAR TO OUTER CIRCUMFERENCE OF TAPE AND REEL POCKET, AND TAPE DOWN AT THE END THE COLLAR.

| | | |
|---|---|---|
| HRS | DRAWING NO. | EDC-390691-51-77 |
| | PART NO. | DF12NC(4.0)-*DP-0.5V(51) |
| | CODE NO. | CL537 |

0 2/2

FORM HC0011-5-8