


Apr.1.2025 Copyright 2025 HIROSE ELECTRIC CO., LTD. All Rights Reserved.
In case of consideration for using Automotive equipment / device which demand high reliability, kindly contact our sales window correspondents.

APPLICABLE STANDARD				
RATING 	OPERATING TEMPERATURE RANGE	-40°C TO + 85°C (NOTE 1)	STORAGE TEMPERATURE RANGE	-10°C TO + 60°C (NOTE 3)
	OPERATING HUMIDITY RANGE	40% TO + 80% (NOTE 2)	STORAGE HUMIDITY RANGE	40% TO + 70% (NOTE 3)
	VOLTAGE	250V AC/DC	APPLICABLE CONNECTOR	DF11-**DEP-2C
	CURRENT	AWG24 : 2.5A AWG26 : 2.0A AWG28 : 1.0A	APPLICABLE CABLE	AWG24 TO 28

SPECIFICATIONS

ITEM	TEST METHOD	REQUIREMENTS	QT	AT
------	-------------	--------------	----	----

CONSTRUCTION

GENERAL EXAMINATION	VISUALLY AND BY MEASURING INSTRUMENT.	ACCORDING TO DRAWING.	X	X
MARKING	CONFIRMED VISUALLY.		X	X

ELECTRIC CHARACTERISTICS

CONTACT RESISTANCE	100mA (DC OR 1000 Hz).	30mΩ MAX.	X	-
--------------------	------------------------	-----------	---	---

MECHANICAL CHARACTERISTICS


MECHANICAL OPERATION	50 TIMES INSERTIONS AND EXTRACTIONS.	① CONTACT RESISTANCE: 30mΩ MAX. ② NO DAMAGE, CRACK OR LOOSENESS OF PARTS.	X	-
VIBRATION	FREQUENCY 10 TO 55 Hz, SINGLE AMPLITUDE 0.75 mm, AT 2 h, FOR 3 DIRECTIONS.	① NO ELECTRICAL DISCONTINUITY OF 1μs. ② NO DAMAGE, CRACK OR LOOSENESS OF PARTS.	X	-
SHOCK	490 m/s ² DURATION OF PULSE 11 ms AT 3 TIMES FOR 3 DIRECTIONS.	① NO ELECTRICAL DISCONTINUITY OF 1μs. ② NO DAMAGE, CRACK OR LOOSENESS OF PARTS.	X	-

ENVIRONMENTAL CHARACTERISTICS



RAPID CHANGE OF TEMPERATURE	TEMPERATURE -55→ 5 TO 35→ 85→ 5 TO 35 °C TIME 30→10 TO 15→30→10 TO 15 min UNDER 5 CYCLES.	① CONTACT RESISTANCE: 30mΩ MAX. ② NO DAMAGE, CRACK OR LOOSENESS OF PARTS.	X	-
DAMP HEAT (STEADY STATE)	EXPOSED AT 40 ± 2 °C, 90 TO 95 %, 96 h.	① CONTACT RESISTANCE: 30mΩ MAX. ② NO DAMAGE, CRACK OR LOOSENESS OF PARTS.	X	-

REMARKS

NOTE 1:INCLUDING THE TEMPERATURE RISE BY CURRENT
NOTE 2:NO CONDENSING.
NOTE 3:APPLY TO THE CONDITION OF LONG TERM STORAGE FOR UNUSED PRODUCTS BEFORE MOUNTED ON PCB,
AFTER MOUNTED ON PCB, OPERATION TEMPERATURE AND HUMIDITY RANGE IS APPLIED FOR INTERIM STORAGE DURING TRANSPORTATION.

COUNT	DESCRIPTION OF REVISIONS	DESIGNED	CHECKED	DATE	
	1 DIS-H-00004374	TS. MIYAKI	SZ. ONO	20181102	
Unless otherwise specifid , refer to IEC 60512.			APPROVED	KJ. KATAYOSE	20050105
			CHECKED	TY. OMA	20050105
			DESIGNED	IO. DENPOUYA	20050105
			DRAWN	IO. DENPOUYA	20050105

Note QT:Qualification Test AT:Assurance Test X:Applicable Test DRAWING NO. ELC-071511-00-00

	SPECIFICATION SHEET	PART NO.	DF11-EP2428PCFA	
	HIROSE ELECTRIC CO., LTD.	CODE NO.	CL543-0617-0-00	 1/1