

Aug.1.2024 Copyright 2024 HIROSE ELECTRIC CO., LTD. All Rights Reserved.
 In case of consideration for using Automotive equipment / device which demand high reliability, kindly contact our sales window correspondents.

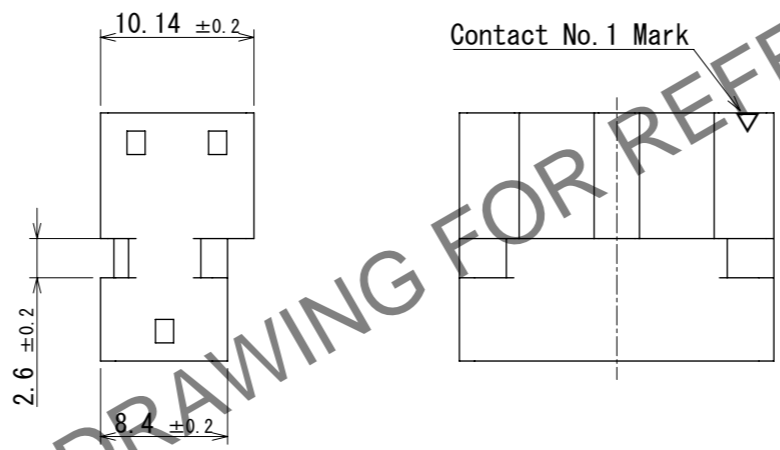
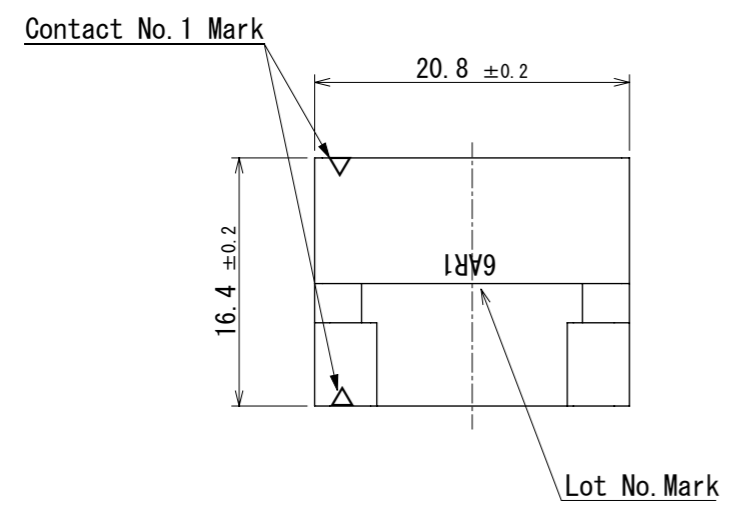
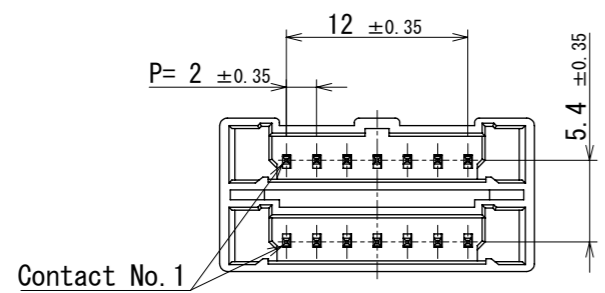
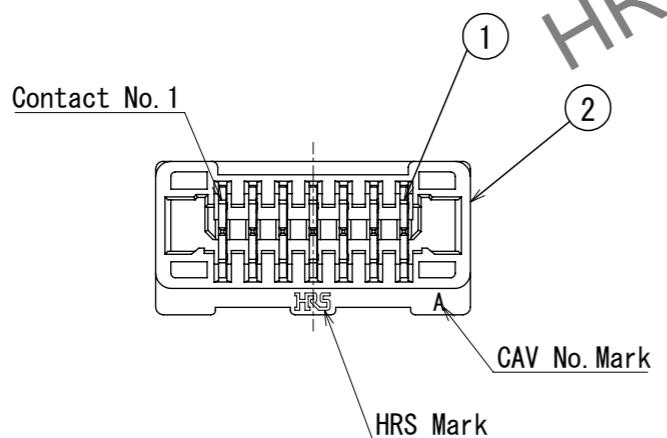
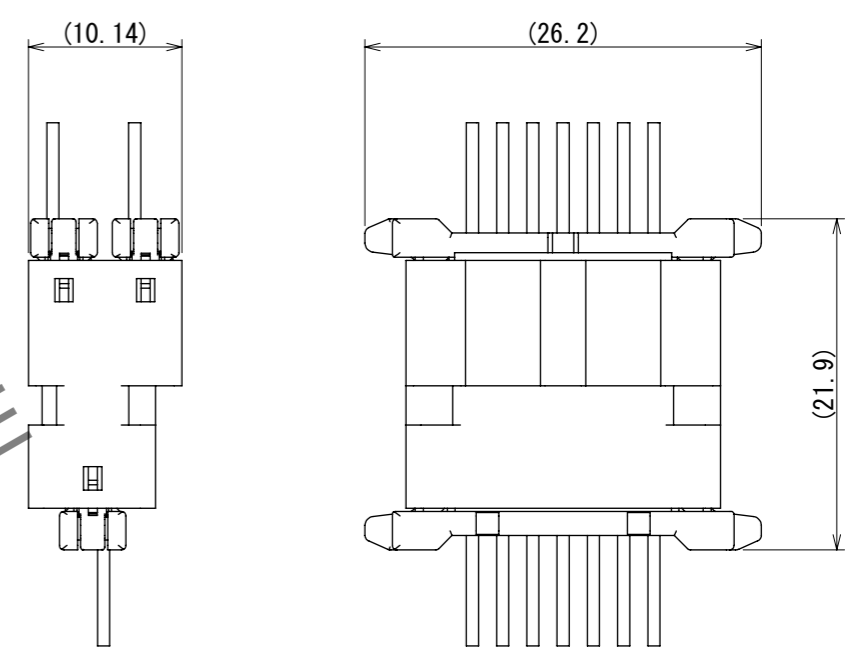


Diagram of mating state



- Note**
1. 100 pieces per pack.
 2. Refer to the technical specification (ATAP-H1160-00) for packing conditions.
 3. Minor scratches may be present, but do not affect functionality.
 4. () are reference dimensions.
 5. Please make sure that it works properly within your application when you use it.
 6. Refer to the insertion/removal procedure manual (ATAD-H0847-00) when handling this product.

1	Brass	Surface: Gold plating 0.2μmMIN Base: Nickel plating 0.5 μm to 1.5 μm	2	PBT	UL94V-0, BLACK		
NO.	MATERIAL	FINISH , REMARKS	NO.	MATERIAL	FINISH , REMARKS		
UNITS mm		SCALE 2:1	COUNT 	DESCRIPTION OF REVISIONS	DESIGNED	CHECKED	DATE
HRS HIROSE ELECTRIC CO., LTD.		APPROVED : SJ. OKAMURA 2022. 10. 24	DRAWING NO. EDC-398779-00-00				
		CHECKED : TT. OHSAKO 2022. 10. 24	PART NO. DF51B-7EP-2A				
		DESIGNED : KI. SUGAWARA 2022. 10. 21	CODE NO. CL0543-5132-0-00				
		DRAWN : KI. SUGAWARA 2022. 10. 21					