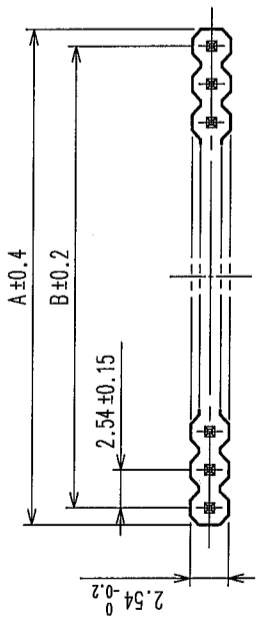
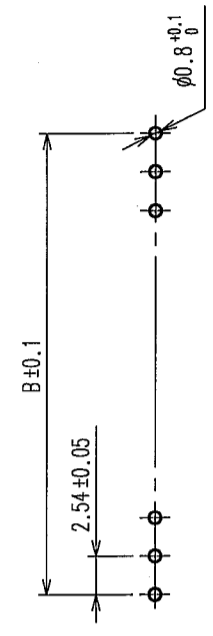


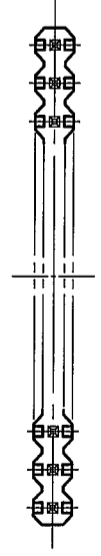
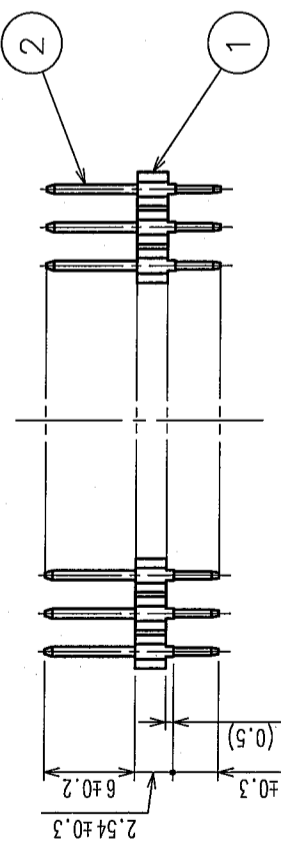
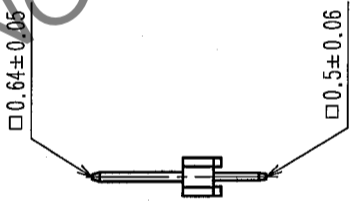
COUNT	DESCRIPTION OF REVISIONS	BY	CHKD	DATE	COUNT	DESCRIPTION OF REVISIONS	BY	CHKD	DATE
△					△				
△					△				
△					△				

RECOMMEND PC BOARD HOLE PATTERN



PART NO.	CODE NO.	A	B
A2-1PA-2.54DSA(71)	CL620-0051-5-71	1	2.24
A2-2PA-2.54DSA(71)	CL620-0052-8-71	2	4.78
A2-3PA-2.54DSA(71)	CL620-0053-0-71	3	7.32
A2-4PA-2.54DSA(71)	CL620-0054-3-71	4	9.86
A2-5PA-2.54DSA(71)	CL620-0055-6-71	5	12.40
A2-6PA-2.54DSA(71)	CL620-0056-9-71	6	14.94
A2-7PA-2.54DSA(71)	CL620-0057-1-71	7	17.48
A2-8PA-2.54DSA(71)	CL620-0058-4-71	8	20.02
A2-9PA-2.54DSA(71)	CL620-0059-7-71	9	22.56
A2-10PA-2.54DSA(71)	CL620-0060-6-71	10	25.10
A2-11PA-2.54DSA(71)	CL620-0061-9-71	11	27.64
A2-12PA-2.54DSA(71)	CL620-0062-1-71	12	30.18
A2-13PA-2.54DSA(71)	CL620-0063-4-71	13	32.72
A2-14PA-2.54DSA(71)	CL620-0064-7-71	14	35.26
A2-15PA-2.54DSA(71)	CL620-0065-0-71	15	37.80
A2-16PA-2.54DSA(71)	CL620-0066-2-71	16	40.34
A2-17PA-2.54DSA(71)	CL620-0067-5-71	17	42.88
A2-18PA-2.54DSA(71)	CL620-0068-8-71	18	45.42
A2-19PA-2.54DSA(71)	CL620-0069-0-71	19	47.96
A2-20PA-2.54DSA(71)	CL620-0070-0-71	20	50.50

HRS DRAWING FOR REFERENCE



NOTES 1. THE DIMENSIONS IN PARENTHESES ARE FOR REFERENCE.  
 2. NUMBER OF CONTACTS.

1	POLYBUTYLENE TEREPHTHALATE	BLACK	UL94V-0	2	BRASS	CONTACT AREA : GOLD 0.2μ m min. DIP AREA : TIN-PLATING 2μ m min. UNDER PLATING : NICKEL 2.5μ m min.
NO.	MATERIAL	FINISH, REMARKS	NO.	MATERIAL	FINISH, REMARKS	
CODE NO. (OLD)	CL		DRAWN	DESIGNED	CHECKED	APPROVED
			A. SUZUKAWA	K. Doi	K. Ogiwara	H. Okawa
			05.10.07	05.10.07	05.10.07	05.10.11
DRAWING NO. EDC3-018389-21		PART NO. A2-20PA-2.54DSA(71)		CODE NO. CL620		1/1
SCALE FREE		UNITS mm		HRS HIROSE ELECTRIC CO., LTD		

TO	
PCK	